

Jiffy™

COMPOSITE SYSTEM



TIPS:



















Reduce speed with each step to achieve an ultra-smooth surface



Use copious amounts of water when adjusting or polishing at high speeds and/or extended lengths of time



Excessive speed and/or pressure may prematurely shorten the life of the polishers

SKU	Description	Grit	Recommended Use	RPM
6089	 Jiffy Natural RA 14 mm	Medium	Polishing – all areas except near gingiva	5000–8000
6090	 Jiffy Natural RA 14 mm	Fine	Polishing – all areas except near gingiva	2000–4000
890	 Jiffy Original	Coarse	Adjusting – cusps, labial, buccal, and cervical areas	7500–10000
891	 Jiffy Original	Coarse	Adjusting – occlusal, labial and incisal surfaces	7500–10000
892	 Jiffy Original	Coarse	Adjusting – occlusal, labial, buccal, lingual and cervical surfaces	7500–10000
838	 Jiffy Original	Medium	Polishing – margins and labial surfaces	7500–10000
840	 Jiffy Original	Medium	Polishing – occlusal and labial surfaces	7500–10000
839	 Jiffy Original	Medium	Polishing – occlusal, labial, buccal, lingual and cervical surfaces	7500–10000
841	 Jiffy Original	Fine	Final Polishing – cusps, labial, buccal, and cervical areas	5000–7500
843	 Jiffy Original	Fine	Final Polishing – labial surfaces	5000–7500
842	 Jiffy Original	Fine	Final Polishing – occlusal, labial, buccal, lingual, and cervical surfaces	5000–7500
3061	 Jiffy HiShine	UltraFine	Final Extra Smooth Polishing – cusps, labial, buccal, and cervical areas	5000–7500
3062	 Jiffy HiShine	UltraFine	Final Extra Smooth Polishing – labial surfaces	5000–7500
3060	 Jiffy HiShine	UltraFine	Final Extra Smooth Polishing – occlusal, labial, buccal, lingual, and cervical surfaces	5000–7500
850	 Jiffy Regular Composite Polishing Brush	UltraFine	Final Extra Smooth Polishing – all surfaces	1000–3000
1009	 Jiffy Pointed Composite Polishing Brush	UltraFine	Final Extra Smooth Polishing – all surfaces	1000–3000



TIPS:



Reduce speed with each step to achieve an ultra-smooth surface



Use copious amounts of water when adjusting or polishing at high speeds and/or extended lengths of time



Excessive speed and/or pressure may prematurely shorten the life of the polishers

	SKU	Description	Grit	Recommended Use	RPM
Extraoral	6085	Jiffy Natural Universal HP 26 mm	Medium	Extraoral Polishing – any surface	4000–10000
	6086	Jiffy Natural Universal HP 26 mm	Fine	Extraoral Polishing – any surface	4000–10000
	4238	Jiffy Universal HP	Coarse	Extraoral Adjusting – grinding down sprues and gross adjustment	8000–12000
	4241	Jiffy Universal HP	Medium	Extraoral Adjusting – axial walls	8000–12000
	4239	Jiffy Universal HP	Coarse	Extraoral Adjusting – grinding down sprues and gross adjustment	8000–12000
	4242	Jiffy Universal HP	Medium	Extraoral Adjusting – axial walls	8000–12000
	4236	Jiffy Universal HP	Medium	Polishing – axial walls, proximal contacts, and cusp areas	7000–10000
	4237	Jiffy Universal HP	Fine	Final Polishing – axial walls, proximal contacts, and cusp areas	7000–10000
Intraoral	6083	Jiffy Natural Universal RA 14 mm	Medium	Polishing – all areas except near the gingiva	5000–8000
	6084	Jiffy Natural Universal RA 14 mm	Fine	Final Polishing – all areas except near the gingiva	5000–8000
	4108	Jiffy Universal RA	Medium	Polishing – occlusal and labial surfaces	5000–7000
	1409	Jiffy Universal RA	Fine	Final Polishing – occlusal and labial surfaces	5000–7000
	4234	Jiffy Universal RA	Medium	Polishing – cusp, labial, buccal, and cervical areas	5000–7000
	4235	Jiffy Universal RA	Fine	Final Polishing – cusp, labial, buccal, and cervical areas	5000–7000