



Beautiful Access,
Practical Isolation, in a
**Comfortable
Way!**




The new Umbrella retractor was developed to give you a clear treatment field while making patient comfort a top priority. See the benefits that go beyond a simple retraction of the soft tissues:



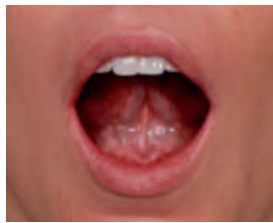
- Easy to place
- Disposable
- Naturally and gently helps the patient hold their mouth open without pulling or stretching their lips
- A new, innovative tongue-retraction design allows the tongue to comfortably rest behind the tongue guard, keeping it back and away from the working area
- Designed with anatomically placed/shaped bumpers, so clinicians can rest a hand on the patient's mouth without causing discomfort
- Provides relief and comfort to gaggers—it doesn't initiate the gag reflex for most
- Can be kept in place when checking bite

STEP 1.



Simply press the tabs on the Umbrella™ tongue, lip, and cheek retractor together to prepare it for insertion.

STEP 2.



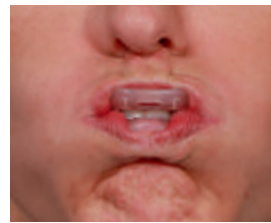
Ask the patient to place the tip of their tongue on the roof of their mouth.

STEP 3.



Choose one side of the mouth in which to start, and then comfortably insert the other side of the retractor into the cheek.

STEP 4.



Use the tabs to center the retractor with the patient's mouth.

STEP 5.



Check that the patient's tongue is resting comfortably behind the guard, ensuring easy access.

4870 - Umbrella Retractor Medium 5pk
5 x Umbrella Retractors

4871 - Umbrella Retractor Medium 20pk
20 x Umbrella Retractors

5162 - Umbrella Retractor Medium 40pk
40 x Umbrella Retractors

