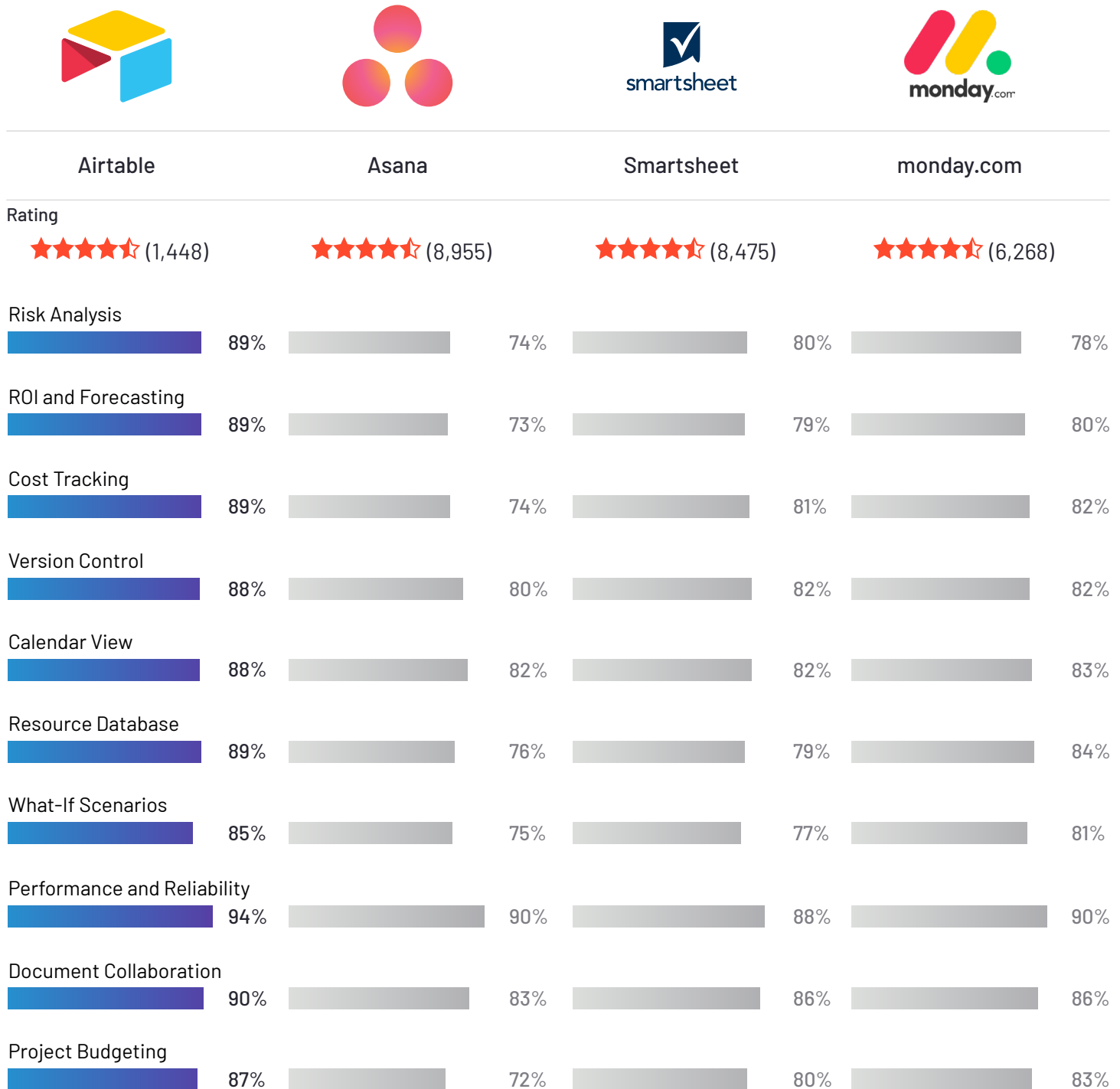


















































# User Satisfaction Ratings

Data is scoped to the Project Management category. All reviews were collected as of September 26, 2022



(User Satisfaction Ratings continues on next page)

# User Satisfaction Ratings (continued)

								
	Airtable		Asana		Smartsheet		monday.com	
Time Tracking		90%		78%		80%		87%
Search		92%		85%		83%		88%
Surveys		88%		81%		81%		85%
Issue Tracking		88%		79%		83%		85%
Workload Capacity		90%		80%		81%		87%
File Sharing		91%		86%		86%		88%
Resource Allocation		89%		77%		79%		86%
Calendar		89%		86%		85%		86%
Baselining / KPIs		86%		73%		79%		84%
Resource Allocation		90%		86%		84%		89%
Baselining / KPIs		91%		86%		85%		89%

(User Satisfaction Ratings continues on next page)

# User Satisfaction Ratings (continued)



	Airtable	Asana	Smartsheet	monday.com
Knowledge Base	90%	83%	84%	89%
Customization	88%	78%	80%	87%
Request Management	87%	82%	83%	86%
User Directory	85%	81%	82%	84%
GANTT	90%	85%	87%	89%
User, Role, and Access Management	89%	86%	85%	88%
Documents and Uploads	90%	85%	86%	89%
Performance and Reliability	92%	89%	87%	92%
Dashboards	91%	88%	86%	91%
Templates	91%	87%	85%	91%
Workflow	89%	84%	84%	89%

(User Satisfaction Ratings continues on next page)

# User Satisfaction Ratings (continued)



Airtable

Asana

Smartsheet

monday.com

## API / Integrations



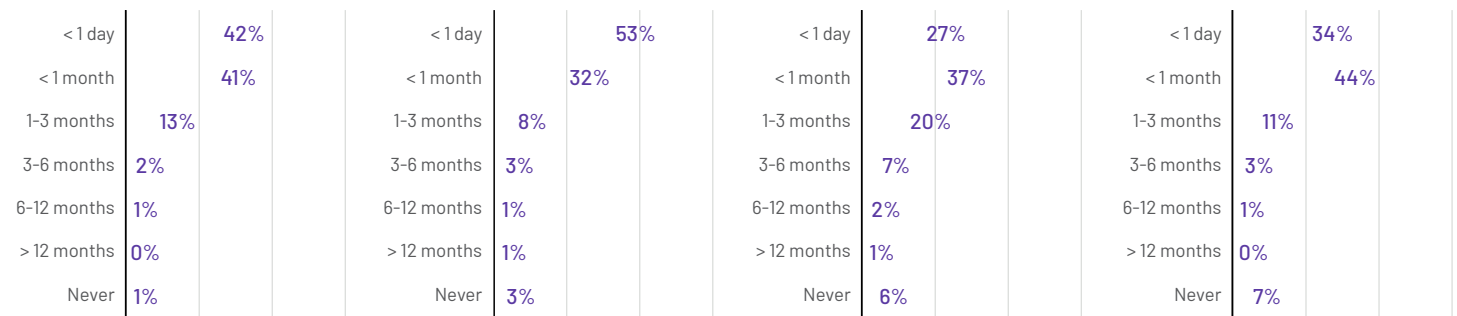
## Collaborative Project Planning



## Online Status of Coworkers



## Avg. Go Live Time (months)



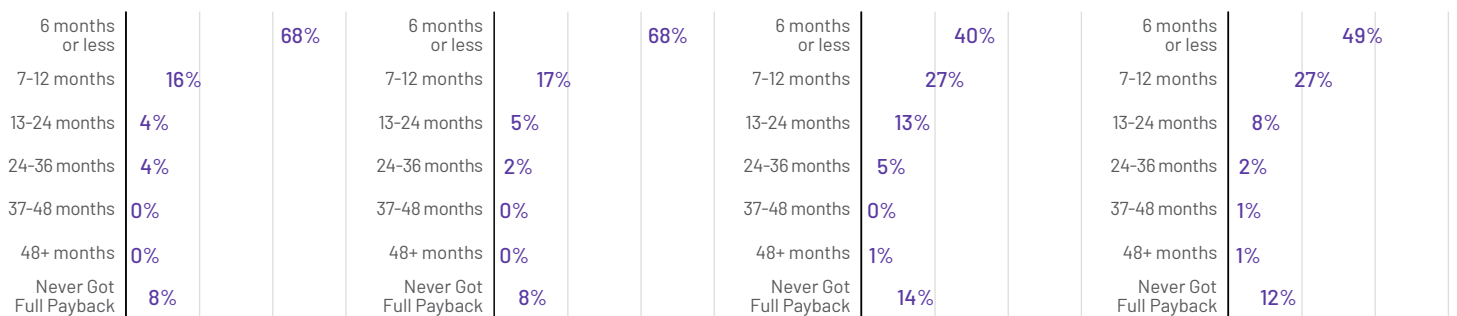
Average 1 Month

Average 1 Month

Average 2 Months

Average 2 Months

## Avg. ROI (months)



Average 10 Months

Average 10 Months

Average 16 Months

Average 13 Months



### About G2

G2, the world's leading business software review platform, leverages real business user reviews to drive better purchasing decisions. Technology buyers, investors, and analysts use G2 to compare and select the best software based on peer reviews and synthesized social data.

Keeping our ratings unbiased is our top priority. We require the use of a LinkedIn account or verified business email address to validate a G2 user's identity and employer. Additionally, all reviews are manually checked by our team. Only the opinion of real users and data from public sources factor into our ratings.