

# FRONT SIDE

420 mm

426 mm

## Template A3 portrait

Size: 297 x 420 mm



You can use this file as an extra layer in your layout programme.  
Do not forget to make our template invisible or to delete it before you save your final PDF, or JPG with high a resolution.

**PLEASE NOTE: The upper 8 mm is not printable, we need this space for the finishing.**

### Format size to be submitted (303 x 426 mm)

Finished size + 3 mm cutting margin (bleed)

It is advised to let the background and all of the images run through to this edge. This ensures that your printing can be cut neatly and this prevents a white edge around your print.

### Finished size (297 x 420 mm)

Your printing will be cut on these dimensions. This format will be the final size and will be delivered to you.

### Safe zone (4 mm)

Please make sure you keep your important images and text 4 mm clear of the cutting edges. This prevents a possible cut in the important parts, or that the images are so close to the edge that it results in a sloppy design.

297 mm

303 mm

# JANUARY

426 mm  
420 mm

297 mm

303 mm


# FEBRUARY

426 mm

420 mm

297 mm

303 mm




MARCH

426 mm  
420 mm

297 mm

303 mm




APRIL

420 mm

426 mm

297 mm

303 mm




MAY

420 mm

426 mm

297 mm

303 mm




JUNE

426 mm

420 mm

297 mm

303 mm




JULY

420 mm

426 mm

297 mm

303 mm






# AUGUST

426 mm

420 mm

297 mm

303 mm



# SEPTEMBER

426 mm  
420 mm

297 mm

303 mm


# OCTOBER

426 mm

420 mm

297 mm

303 mm



# NOVEMBER

426 mm  
420 mm

297 mm

303 mm

DECEMBER

426 mm  
420 mm

297 mm

303 mm

