

FRONT SIDE

Template A4 portrait

Size: 297 x 210 mm



You can use this file as an extra layer in your layout programme. Do not forget to make our template invisible or to delete it before you save your final PDF, or JPG with high a resolution.

PLEASE NOTE: The upper 8 mm is not printable, we need this space for the finishing.

Format size to be submitted (303 x 216 mm)

Finished size + 3 mm cutting margin (bleed)

It is advised to let the background and all of the images run through to this edge. This ensures that your printing can be cut neatly and this prevents a white edge around your print.

Finished size (297 x 210 mm)

Your printing will be cut on these dimensions. This format will be the final size and will be delivered to you.

Safe zone (4 mm)

Please make sure you keep your important images and text 4 mm clear of the cutting edges. This prevents a possible cut in the important parts, or that the images are so close to the edge that it results in a sloppy design.

210 mm

216 mm

297 mm

303 mm


JANUARY

210 mm

216 mm

297 mm

303 mm




FEBRUARY

210 mm

216 mm

297 mm

303 mm




MARCH

210 mm

216 mm

297 mm

303 mm




APRIL

210 mm

216 mm

297 mm

303 mm




MAY

210 mm

216 mm

297 mm

303 mm




JUNE

210 mm

216 mm

297 mm

303 mm




JULY

210 mm

216 mm

297 mm

303 mm




AUGUST

210 mm

216 mm

297 mm

303 mm




SEPTEMBER

210 mm

216 mm

297 mm

303 mm




OCTOBER

210 mm

216 mm

297 mm

303 mm




NOVEMBER

210 mm

216 mm

297 mm

303 mm



DECEMBER

210 mm

216 mm

297 mm

303 mm

