

# FRONT SIDE

## Template A5 portrait

Size: 148 x 210 mm



You can use this file as an extra layer in your layout programme.  
Do not forget to make our template invisible or to delete it before you save your final PDF, or JPG with high a resolution.

**PLEASE NOTE: The upper 8 mm is not printable, we need this space for the finishing.**

### Format size to be submitted (154 x 216 mm)

Finished size + 3 mm cutting margin (bleed)

It is advised to let the background and all of the images run through to this edge. This ensures that your printing can be cut neatly and this prevents a white edge around your print.

### Finished size (148 x 210 mm)

Your printing will be cut on these dimensions. This format will be the final size and will be delivered to you.

### Safe zone (4 mm)

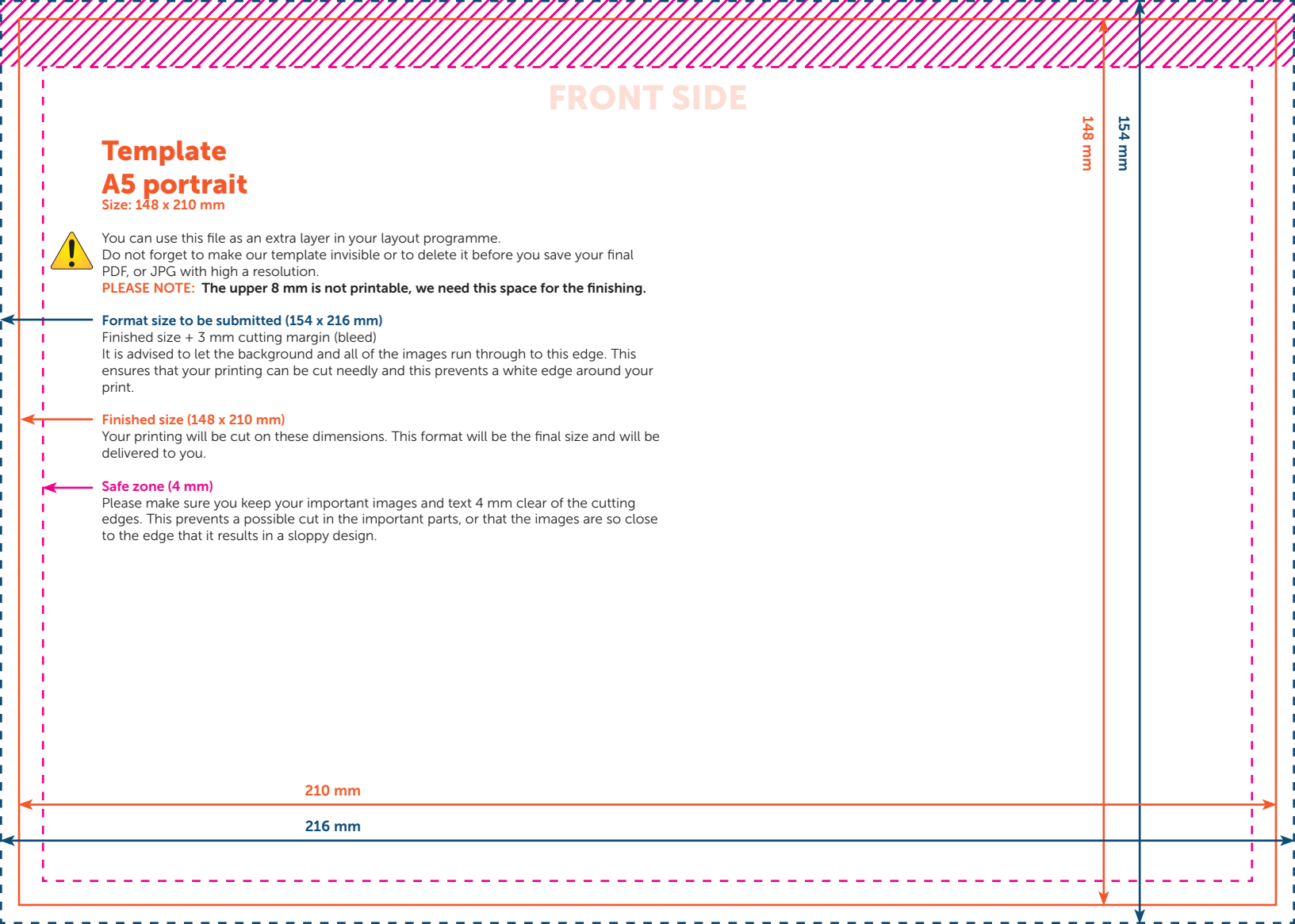
Please make sure you keep your important images and text 4 mm clear of the cutting edges. This prevents a possible cut in the important parts, or that the images are so close to the edge that it results in a sloppy design.

148 mm

154 mm

210 mm

216 mm




# JANUARY

148 mm

154 mm

210 mm

216 mm




# FEBRUARY

148 mm

154 mm

210 mm

216 mm




MARCH

154 mm  
148 mm

210 mm

216 mm




APRIL

154 mm  
148 mm

210 mm


216 mm



MAY

154 mm  
148 mm

210 mm  
216 mm




JUNE

154 mm  
148 mm

210 mm

216 mm




JULY

148 mm

154 mm

210 mm

216 mm






AUGUST

148 mm

154 mm

210 mm

216 mm




SEPTEMBER

154 mm  
148 mm

210 mm

216 mm




OCTOBER

148 mm

154 mm

210 mm

216 mm




NOVEMBER

148 mm

154 mm

210 mm

216 mm



DECEMBER

148 mm

154 mm

210 mm

216 mm

