

FRONT SIDE

148 mm

154 mm

Template A6 portrait

Size: 105 x 148 mm



You can use this file as an extra layer in your layout programme. Do not forget to make our template invisible or to delete it before you save your final PDF, or JPG with high a resolution.

PLEASE NOTE: The upper 8 mm is not printable, we need this space for the finishing.

Format size to be submitted (111 x 154 mm)

Finished size + 3 mm cutting margin (bleed)

It is advised to let the background and all of the images run through to this edge. This ensures that your printing can be cut neatly and this prevents a white edge around your print.

Finished size (105 x 148 mm)

Your printing will be cut on these dimensions. This format will be the final size and will be delivered to you.

Safe zone (4 mm)

Please make sure you keep your important images and text 4 mm clear of the cutting edges. This prevents a possible cut in the important parts, or that the images are so close to the edge that it results in a sloppy design.

105 mm

111 mm


JANUARY

154 mm

148 mm

105 mm

111 mm




FEBRUARY


154 mm

148 mm

105 mm

111 mm






APRIL


148 mm

154 mm

105 mm

111 mm





MAY

154 mm
148 mm

105 mm
111 mm


JUNE

154 mm

148 mm

105 mm

111 mm




JULY

154 mm

148 mm

105 mm

111 mm




AUGUST

154 mm

148 mm

105 mm

111 mm




SEPTEMBER

154 mm

148 mm

105 mm

111 mm




OCTOBER

154 mm

148 mm

105 mm

111 mm




NOVEMBER

154 mm

148 mm

105 mm

111 mm



DECEMBER

154 mm

148 mm

105 mm

111 mm

