


Contour cutting manual

Short version...

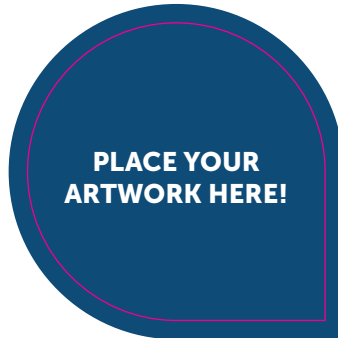
For all shapes other than a square or rectangle there must be a contourline in your artwork. How to do this is explained in this short manual.

Software to use:

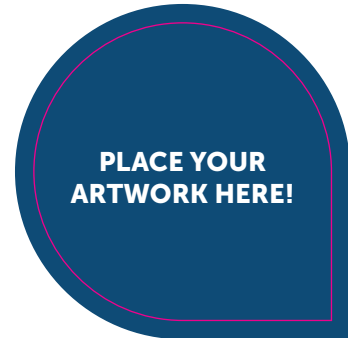
- Adobe InDesign CS4 or newer
- Adobe Illustrator CS4 or newer



1: The contourline should have a line weight of 0.5 pt, the colour of this line must be a spotcolour called "cutcontour".



2: Make sure the artwork runs 5 mm outside the contourline (this is called bleed) so the design is cut without any white borders.



3: Export to PDF according to our specifications.

Note: the contour line can only be one single closed vector.