

## RECASTAL® 2000 GT/GTF

Self-supporting shuttering unit




# RECostal® 2000 GT/GTF

## Self-supporting shuttering units with two-directional axial load bearing capacity for heights exceeding 40 cm

RECostal® 2000 GT shuttering unit consists of finely-meshed, trapezoidally profiled expanded metal with welded lattice supports. These units are normally used to install formwork for construction joints in base slabs. The bearing capacity is clearly separated into a vertical and a horizontal direction. The load per surface resulting from the pressure of fresh concrete is carried by the trapezoidal profile and transferred to the vertical lattice supports. These supports bear the load and transfer it to the top and bottom end points.

## The Benefits

- Fully self-supporting in all heights and dimensions
- Key profile according to EC 2 for highest load-bearing capacity
- Extensive combinable with CONTEC® sealing systems
- Cost and time efficient due to prefabricated elements

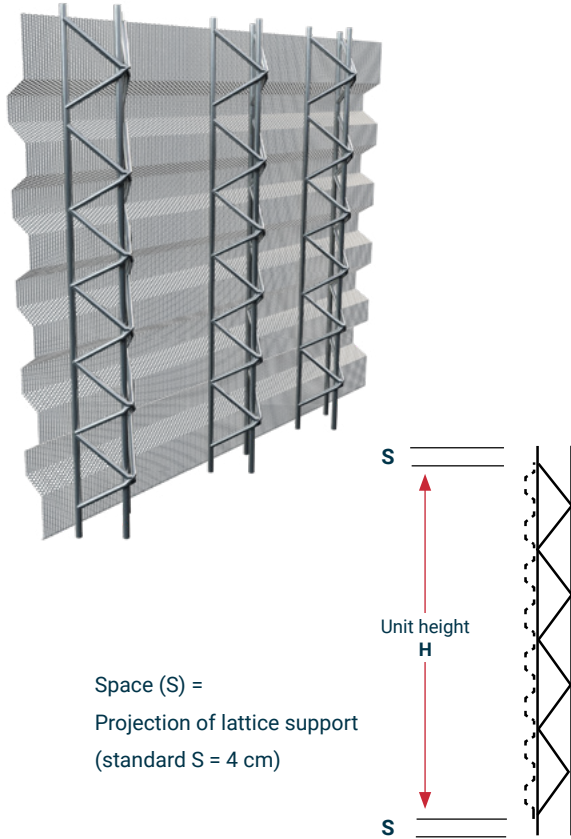


# Self-supporting shuttering units

## RECOSTAL® 2000 GT

Joint category "key-profiled"

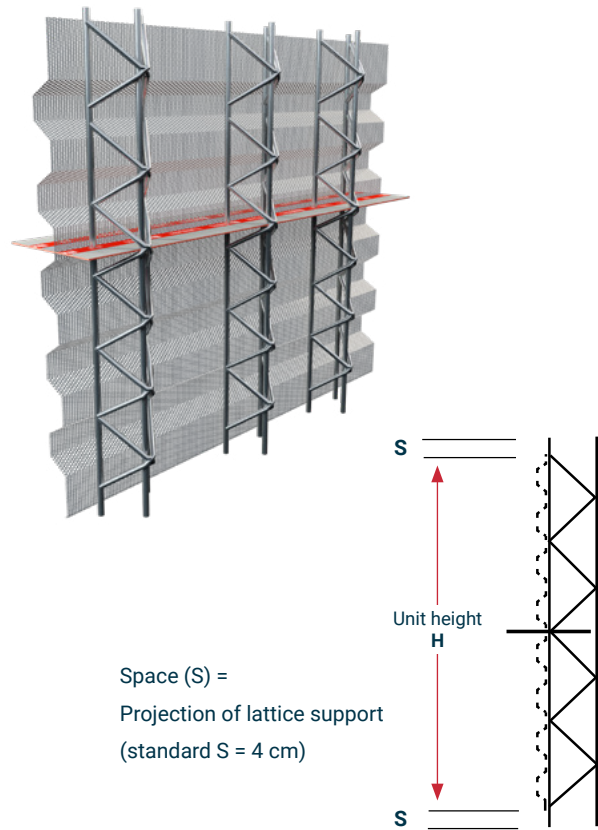
Self-supporting in all heights from 40 to 150 cm. For height more than 150 cm we can offer RECOSTAL® 2000 GT-Z version with additional support with reinforcement bars.



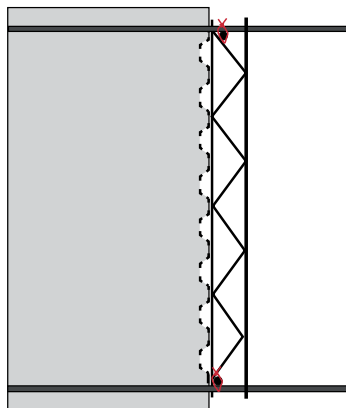
## RECOSTAL® 2000 GTF

Joint category "key-profiled"

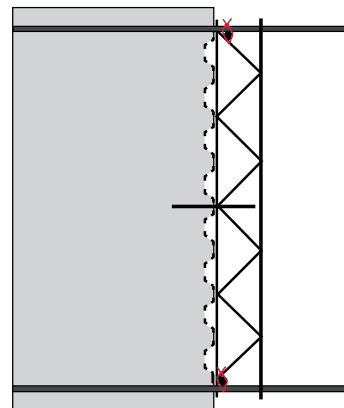
Self-supporting in all heights from 40 to 130 cm with metal waterstop. For height more than 130 cm we can offer RECOSTAL® 2000 GTF-Z version with additional support with reinforcement bars.



In addition, the RECOSTAL® 2000 GT/GTF units are available with pre-assembled swelling strips or injection hoses.



In order to withstand concrete pressure fix lattice supports to the top and bottom reinforcement



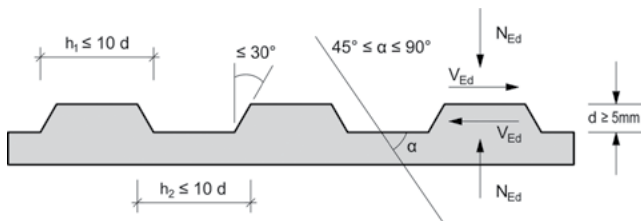
In order to withstand concrete pressure fix lattice supports to the top and bottom reinforcement

## Technical data

The trapezoidal profile of RECOSTAL® 2000GT/GTF units meets the requirements of Eurocode 2 for the highest classification “key-profiled”

Joints according to Eurocode 2

The reinforcement layout drawings are to clearly define: the type of joint.



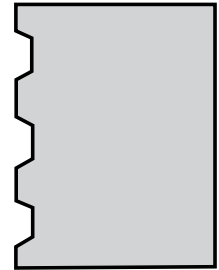
Geometry of a key-profiled joint according to Eurocode 2

## Evaluation of a single rib profile compared to an even trapezoidal profile

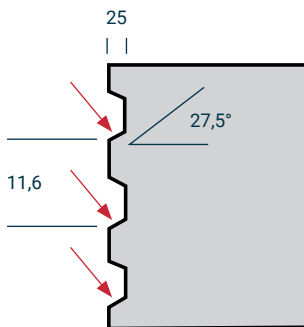
According to concrete calendar 2004 Part 1, Page 188 (essay segmental bridges) single rib profiles can lead to the occurrence to gaping cracks and therefore a trapezoidal profile is to be preferred.



Single rib profile



Key-profiled RECOSTAL®



RECOSTAL® profile

