

Real Estate SIIQ



COIMA RES
Interim Financial Statements
for the period ending
March 31st, 2022

INDEX

CORPORATE INFORMATION.....	3
OVERVIEW OF THE CONSOLIDATED FINANCIAL RESULTS.....	6
PORTFOLIO AS OF MARCH 31 ST , 2022	10
ITALY: ECONOMIC AND REAL ESTATE MARKET CONDITIONS	14
CONSOLIDATED INCOME STATEMENT	15
NOTES TO CONSOLIDATED INCOME STATEMENTES	16
CONSOLIDATED BALANCE SHEET	20
NOTES TO THE CONSOLIDATED BALANCE SHEET	21
CONSOLIDATED CASH FLOW STATEMENT	25
RISKS, GUARANTEES AND COMMITMENTS	26
STATEMENT OF THE MANAGER RESPONSIBLE FOR PREPARING THE COMPANY’S FINANCIAL REPORTS.....	31
GLOSSARY	32

CORPORATE INFORMATION

COIMA RES S.p.A. SIIQ (following also the “**Company**” or “**COIMA RES**”), with legal incorporation in Milan, Piazza Gae Aulenti 12, with Tax Code, Register of Company and VAT No. 09126500967, is a real estate investment company listed on the Italian Stock Exchange.

COIMA RES manages real estate transactions, primarily focused on commercial properties, aimed at generating rental income from national and international tenants. The company operates with the beneficial tax status granted to SIIQs (Società di Investimento Immobiliare Quotate) which is similar to a Real Estate Investment Trust (REIT) in other jurisdictions. The investment strategy of COIMA RES is focused on creating a high-quality portfolio of real estate assets, with a view to generating stable, growing and sustainable cash flows for investors by acquiring, managing, and selectively disposing of properties intended mainly for use in the services and commercial sector and with the potential for their capital value to increase over time.

CORPORATE STRUCTURE

Established by Manfredi Catella in agreement with COIMA REM S.r.l., COIMA SGR S.p.A. and with Qatar Holding LLC as primary sponsor of the venture, since May 2016 COIMA RES is a company with shares listed on the Mercato Telematico Azionario organized and managed by Borsa Italiana S.p.A..

GOVERNANCE

Board of Directors ¹

Caio Massimo Capuano	Chairman, not executive Director
Feras Abdulaziz Al-Naama	Vice Chairman
Manfredi Catella	Chief Executive Officer (CEO)
Luciano Gabriel	Independent Director
Olivier Elamine	Independent Director
Alessandra Stabilini	Independent Director
Ariela Caglio	Independent Director
Antonella Centra	Independent Director
Paola Bruno	Independent Director

Board of Statutory Auditors ²

Massimo Laconca	Chairman
Milena Livio	Standing Auditor
Marco Lori	Standing Auditor
Emilio Aguzzi De Villeneuve	Alternate Auditor
Maria Stella Brena	Alternate Auditor
Maria Catalano	Alternate Auditor

Remuneration Committee

Alessandra Stabilini	Chairwoman
Caio Massimo Capuano	Member
Olivier Elamine	Member

Investment Committee

Luciano Gabriel	Chairman
Manfredi Catella	Member
Ariela Caglio	Member
Michel Vauclair	Member
Gabriele Bonfiglioli	Member
Matteo Ravà	Member

Control and Risk Committee

Alessandra Stabilini	Chairwoman
Luciano Gabriel	Member
Paola Bruno	Member

¹ In charge from April 21st, 2022, until the approval of the financial statements as of December 31st, 2022.

² In charge from April 22nd, 2021, until the approval of the financial statements as of December 31st, 2023.

Internal Audit and Compliance

Internal Audit is *outsourced* to a specialized company called Consilia Regulatory S.r.l., which has indicated Mr. Gianmarco Maffioli as responsible for Internal Audit function and Mr. Giacomo del Soldà as responsible for Compliance function.

Risk Manager

Risk management is outsourced to a specialized company named Quantyx Advisors S.r.l. which has indicated Mr. Andrea Di Ciancia as responsible for this function.

Independent Auditors

The shareholders' meeting held on February 1st, 2016, appointed Ernst & Young S.p.A. as auditors of the Company for the period 2016-2024 in accordance with articles 14 and 16 of Legislative Decree n. 39/2010.

Executive responsible for the preparation of the company's accounting documents

Fulvio Di Gilio

Chief Financial Officer

OVERVIEW OF THE CONSOLIDATED FINANCIAL RESULTS

The table below shows the summary of financial data as of March 31st, 2022.

(in million Euro)	March 31 st , 2022	per share	December 31 st , 2021	per share	Δ	Δ%
Real estate properties value	747.7		687.1		60.6	8.8%
EPRA Net Reinstatement Value	486.6	13.48	481.2	13.33	5.3	1.1%
EPRA Net Tangible Assets	464.4	12.86	460.5	12.75	3.9	0.8%
EPRA Net Disposal Value	456.9	12.66	456.1	12.63	0.8	0.2%
NAV IAS/IFRS	463.2	12.83	458.7	12.70	4.5	1.0%
Debt position	315.2		301.8		13.5	4.5%
Cash position	50.9		90.6		(39.7)	(43.8%)
Net Loan To Value IAS/IFRS	35.4%		30.5%		4.9 p.p.	n.m.
EPRA Loan to Value	32.9%		28.7%		4.2 p.p.	n.m.
EPRA Net Initial Yield	4.5%		4.5%		0.0 p.p.	n.m.
EPRA “topped-up” NIY	5.1%		5.2%		(0.1) p.p.	n.m.
EPRA vacancy rate	12.8%		13.2%		(0.4) p.p.	n.m.

(in million Euro)	March 31 st , 2022	per share	March 31 st , 2021	per share	Δ	Δ%
Rents	9.8		10.7		(0.9)	(8.6%)
NOI	8.9		9.7		(0.8)	(8.0%)
EBITDA	6.6		7.3		(0.7)	(10.3%)
EBIT	6.5		7.4		(0.9)	(11.2%)
Recurring FFO	4.6	0.13	5.6	0.15	(1.0)	(17.1%)
Net profit	3.8	0.10	4.0	0.11	(0.2)	(4.4%)
EPRA Earnings	4.1	0.11	4.1	0.11	0.0	1.2%
EPRA costs (including direct vacancy costs)	29.3%		33.7%		(4.4) p.p.	n.m.
EPRA costs (excluding direct vacancy costs)	28.1%		31.7%		(3.6) p.p.	n.m.
Like for like rental growth ³	0.9%		(2.5%)		3.4 p.p.	n.m.
WALT (years)	3.6		4.1		(0.5)	n.m.

NAV IAS/IFRS as of March 31st, 2022, was Euro 463.2 million, an increase in the first three months of 2022 for about 1%, compared to December 31st, 2021.

The key factor behind the NAV growth is the EPRA Earnings of the period, amounting to Euro 4.1 million.

³ The like-for-like rental growth is calculated on the rents recorded in accordance with IFRS 16.

The Group's net profit as of March 31st, 2022, amounted to Euro 3.8 million, as shown in the table below.

(in million Euro)	March 31 st , 2022	March 31 st , 2021	Δ	Δ%
Rents	9.8	10.7	(0.9)	(8.6%)
Net real estate operating expenses	(0.9)	(1.0)	0.1	(13.4%)
NOI	8.9	9.7	(0.8)	(8.0%)
Other revenues	(0.3)	0.0	(0.3)	(100.0%)
G&A	(2.1)	(2.1)	(0.0)	2.7%
Other expenses	(0.2)	(0.2)	(0.0)	34.4%
Non-recurring general expenses	0.3	(0.1)	0.4	(100.0%)
EBITDA	6.6	7.3	(0.7)	(10.3%)
Net depreciation	(0.0)	0.0	(0.0)	(100.0%)
Net movement in fair value	0.0	0.0	0.0	0.0%
EBIT	6.5	7.3	(0.8)	(11.2%)
Financial income	0.0	(0.0)	(0.0)	(84.4%)
Income from investments	0.5	(0.0)	0.5	(100.0%)
Financial expenses	(2.1)	(1.9)	(0.2)	7.4%
Profit before taxation	5.0	5.4	(0.4)	(7.0%)
Income tax	0.0	0.0	0.0	-
Profit	5.0	5.4	(0.4)	(7.0%)
Minorities	(1.2)	(1.4)	0.2	(14.1%)
Profit for the Group	3.8	4.0	(0.2)	(4.4%)
EPRA Adjustments ⁴	0.4	0.1	0.2	100.0%
EPRA Earnings	4.1	4.1	0.0	1.2%
EPRA Earnings per share	0.11	0.11	0.00	1.2%
FFO	4.6	5.5	(0.8)	(15.0%)
FFO Adjustments ⁵	0.0	0.1	0.1	100.0%
Recurring FFO	4.6	5.6	(1.0)	(17.1%)
Recurring FFO per share	0.13	0.15	(0.03)	(17.1%)

The NOI margin includes rents generated by the real estate portfolio net of operating costs (such as property taxes, *property management* costs, utilities and maintenance costs).

The decrease of Euro 0.8 million compared to March 31st, 2021, is mainly due to the disposal of the Sarca property, completed in August 2021 and the release of space in Monte Rosa by the tenant PWC in February 2021. As of March 31st, 2022 the NOI margin is 90.4% and the current net yield on the portfolio is 4.5%.

The corporate expenses (G&A) include personnel expenses, asset management fees, governance and control function costs as well as consultancy, audit, IT, marketing, communication and other operating expenses.

The other expenses mainly include the change in the *fair value* of the financial instrument, amounting to Euro 0.1 million, and other operating costs amounting to Euro 0.1 million.

⁴ Include the adjustment in fair value related to financial instrument.

⁵ Include mainly non-recurring costs.

Non-recurring general expenses consist mainly of provisions for risks and legal advice, net of non-ordinary recharges to tenants (positive for Euro 0.3 million).

Financial expenses mainly refer to existing loan agreements.

The Group earnings per share amounts to Euro 0.10 and is calculated in accordance with IAS/IFRS, considering the average number of shares outstanding during the period.

The following table summarises the Company's balance sheet including the reclassification of the investment in the Porta Nuova Bonnet fund based on proportional consolidation to obtain the total value of COIMA RES group real estate investments as of March 31st, 2022.

(in million Euro)	March 31 st , 2022	December 31 st , 2021	Δ	Δ%	March 31 st , 2022 Look-Through adjusted
Investment properties	747.7	687.1	60.6	8.8%	832.4
Other assets	3.7	2.9	0.8	28.4%	3.7
Investments accounted for using the equity method	56.9	56.3	0.6	1.0%	1.5
Total LT assets	808.3	746.3	62.0	8.3%	837.6
Trade receivables	13.6	13.9	(0.3)	(1.8%)	16.1
Other assets	1.0	1.0	0.0	100.0%	1.0
Cash	50.9	90.6	(39.7)	(43.9%)	51.4
Total current assets	65.5	105.5	(40.0)	(37.9%)	68.5
Total assets	873.8	851.8	22.0	2.6%	906.1
Debt	266.9	247.3	19.6	7.9%	297.5
Provisions	3.0	3.0	(0.0)	(0.3%)	3.0
Other liabilities	1.7	2.4	(0.7)	(28.5%)	1.7
Trade payables	17.0	13.4	3.4	26.3%	18.6
Current Financial Debt	48.7	53.2	(4.5)	(8.4%)	48.7
Total liabilities	337.3	319.3	18.0	5.6%	369.5
Minorities	73.3	73.8	(0.5)	(0.6%)	73.3
NAV	463.2	458.7	4.5	1.0%	463.2
NAV per share	12.83	12.70	0.13	1.0%	12.83
<i>Net Loan to Value</i>	<i>35.4%</i>	<i>30.5%</i>			<i>35.4%</i>

The column called “*look-through adjusted*” includes the investment in the Porta Nuova Bonnet Fund consolidated using the proportional method.

Investment properties, amounting to Euro 747.7 million, includes Euro 206.3 million related to the real estate complex Vodafone, Euro 198.4 million related to Monte Rosa, Tocqueville and Pavilion, Euro 54.5 million related to Deutsche Bank portfolio, Euro 42.4 million related to Deruta, Euro 84.3 million related to Gioiaotto, Euro 102.3 million related to Microsoft property and Euro 59.4 million related to Pirelli 32 property.

The other assets are mainly composed by the derivatives, amounting to Euro 1.1 million, fixed assets amounting to Euro 1.2 million and financial receivables amounting to Euro 1.4 million. In application of IFRS 16, the Group

has recorded *rights of use* under tangible fixed assets amounting to Euro 0.7 million, which mainly represent the right of the Company, as lessee, to use the spaces subject to existing lease agreements at the date of this report.

Investments accounted for using the equity method include the participation in Porta Nuova Bonnet Fund and in the company Co-Investment 2.

Trade receivable, amounting to Euro 13.6 million, relate to: i) receivables from tenants of Euro 2.4 million (Euro 2.7 million as of December 31st, 2021), of which Euro 1.6 million relates to advance invoicing of lease payments accruing in the second quarter of 2022 (Euro 1.2 million as of December 31st, 2021); ii) the accounting effects of the normalization of the rents (recorded in accordance with IFRS 16), amounting to Euro 2.7 million (Euro 3.2 million as of December 31st, 2021); iii) accrued income and prepaid expenses amounting to Euro 2 million (Euro 1.4 million as of December 31st, 2021); iv) credit notes to be received for Euro 3.4 million from COIMA SGR to neutralise the incentive commission accrued on COIMA OPPORTUNITY FUND I (Euro 3.4 million as of December 31st, 2021); v) advances paid for legal and notary consultancies as part of the Pirelli 32 purchase transaction for Euro 1.2 million; vi) costs incurred by the Company as part of the subscription of the new loan for Euro 0.8 million, relating in particular to the capex line (Euro 1.8 million as of December 31st, 2021).

Other current assets relate to the short-term portion of the sums deposited in an escrow account and given as collateral to the buyer in connection with the disposal of the Sarca property.

The Company's consolidated net financial debt as of March 31st, 2022, amounts to Euro 266.1 million and increasing of Euro 53.4 million compared to December 31st, 2021, mainly due to the acquisition of the Pirelli 32 building, completed with the available cash from the sale of the Sarca building.

As of March 31st, 2022, the Net Loan To Value (*net LTV*) of the Group is about 35.4%.

The item *other liabilities* amounting to Euro 1.7 million, includes: (i) the financial instrument granted to key managers, amounting to Euro 1 million (Euro 0.9 million as of December 31st, 2021) and (ii) the financial debt resulting from the application of IFRS 16 amounting to Euro 0.7 million (Euro 0.7 million as of December 31st, 2021).

Trade payables, amounting to Euro 17 million, include (i) payables and invoices to be received from suppliers for a total amount of Euro 5.8 million (Euro 5.0 million as of December 31st, 2021); (ii) accrued liabilities and deferred income mainly related to the advanced invoicing of rents for Euro 4.3 million (Euro 2.4 million as of December 31st, 2021); (iii) security deposits for Euro 0.7 million (Euro 0.7 million as of December 31st, 2021); (iv) payables to COIMA SGR for the incentive commission accrued on COIMA OPPORTUNITY FUND I, amounting to Euro 3.9 million (Euro 3.9 million as of December 31st, 2021); (v) payables to tax authorities, social security institutions and other payables of Euro 2.3 million (Euro 0.6 million as at December 31st, 2021).

As of March 31st, 2022, the average maturity of the loans is 2.8 year and the average “all in” cost of debt is about 2.5% (nearly the 78% of the debt is hedged by derivative agreements)⁶.

The Group shareholders' equity, amounting to Euro 463.2 million (Euro 12.83 per share), increased by Euro 4.5 million compared to December 31st, 2021, for the profit of the period.

⁶ The average “all in” cost of debt and the percentage of hedging include the derivative contract signed on April 14th, 2022, relating to the loan disbursed in January 2022.

PORTFOLIO AS OF MARCH 31st, 2022

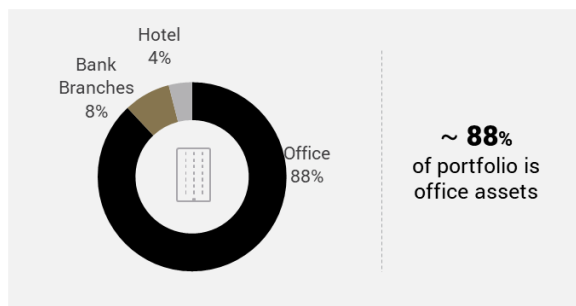
As of March 31st, 2022, the portfolio of COIMA RES amounting to approximately Euro 689.2 million ⁷.

The overall WALT of the portfolio is approximately 3.6 years and the EPRA net initial yield is 4.5%.
The acquisition plan executed is in line with our investment strategy to develop a portfolio focused on:

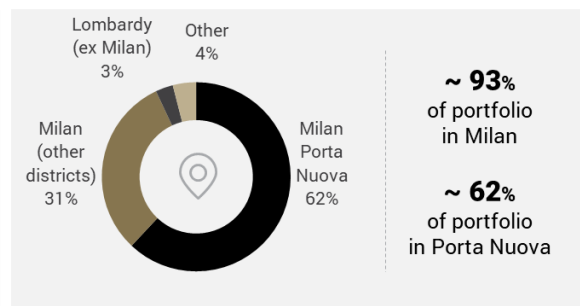
- office use;
- Italy's most attractive markets (Milan ~93%) with focus on Porta Nuova Business District (~62%).

Portfolio breakdown as of March 31st, 2022

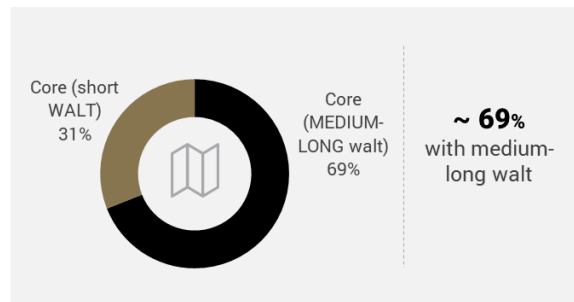
■ BREAKDOWN BY USE



■ BREAKDOWN BY LOCATION



■ BREAKDOWN BY PROFILE



Note: Breakdown of Gross Asset Value on a pro-quota basis

Evolution on annual gross initial rents

Lease payments decreased by 8.6%, mainly due to the disposal of the Sarca property, completed the third quarter of 2021, and the release of space in Monte Rosa by the tenant PWC in February 2021.

On a like-for-like basis, rents increased by 0.9% compared to the previous period.

⁷ On pro-quota bases.

Main figures of real estate portfolio as of March 31st, 2022.

	Milan Porta Nuova						Milan Others business district				
Data as of March 31 st , 2022	CORSO COMO PLACE	MICROSOFT	GIOIAOTTO	PAVILION	TOCQUEVILLE	PIRELLI 32	VODAFONE COMPLEX	MONTE ROSA	DERUTA	DEUTSCHE BANK	TOTAL
Location	Milan Porta Nuova	Milan Porta Nuova	Milan Porta Nuova	Milan Porta Nuova	Milan Porta Nuova	Milan Porta Nuova	Milan Lorenteggio	Milan CityLife	Milan Lambrate	North & Centre of Italy	-
End use	Office, Retail	Office	Office, Hotel	Office	Office	Office	Office	Office	Office	Bank Branches	-
Strategy	Core	Core	Core	Core	Core + / Value-add	Core + / Value-add	Core	Core + / Value-add	Core +	Core	-
Ownership (pro-quota)	35.7%	81.4%	88.2%	100.0%	100.0%	81.4%	50.0%	100.0%	100.0%	100.0%	-
Gross Asset Value (100% of asset)	€237.1m	€102.3m	€84.3m	€74.0m	€61.6m	€59.4m	€206.3m	€62.8m	€42.4m	€54.5m	
Gross Asset Value (pro-quota)	€84.7m	€83.3m	€74.3m	€74.0m	€61.6m	€48.4m	€103.2m	€62.8m	€42.4m	€54.5m	€689.2m
WALT (years)	7.9	2.2	3.7	5.8	0.2	0.3	4.8	4.6	0.1	5.0	3.6
EPRA vacancy rate	5%	zero	zero	zero	zero	zero	zero	71%	zero	6%	12.8%
EPRA net initial yield	n.m.	4.1%	4.3%	4.8%	7.5%	2.3%	6.6%	1.8%	8.2%	6.4%	4.5%
EPRA topped-up net initial yield	4.0%	4.4%	4.9%	4.8%	7.5%	2.3%	6.6%	1.8%	8.2%	6.7%	5.1%

SIGNIFICANT EVENTS OF THE PERIOD

Annual General Meeting and Dividend

The Annual Shareholders Meeting of COIMA RES approved the resolution of the Board of Directors to pay a dividend to shareholders for the fiscal year 2021 amounting to Euro 0.30 per share (Euro 10,831,967.40), in line with the dividend distributed in the last three years. An interim dividend of Euro 0.10 per share has already been paid on November 17th, 2021, while the payment of the final dividend, amounting to Euro 0.20 per share, has been paid with an ex-dividend date on April 25th, 2022, record date on April 26th, 2022 and payment date on April 27th, 2022.

Loans

On January 18th, 2022, Crédit Agricole Corporate and Investment Bank (acting as agent bank), BNP Paribas, ING Bank and UniCredit granted COIMA RES a new loan of Euro 120,000 thousand, signed on December 29th, 2021, with the simultaneous repayment and extinction of the existing loans for a total of Euro 98,795 thousand. The loan has a maturity of 5 years and an all-in cost of approximately 2.1%.

Acquisitions

On February 9th, 2022, COIMA OPPORTUNITY FUND I completed the acquisition of an office complex in Milan, Via Giovanni Battista Pirelli 32, at a price of Euro 58,200 thousand. The property was sold by the Effepi Real Estate fund, a real estate investment fund whose units are held entirely by the UniCredit Pension Fund, managed by Generali Real Estate S.p.A. SGR.

Real estate portfolio overview

As of March 31st, 2022, the COIMA RES portfolio consisted of 10 properties mainly for office use located in Milan and 58 bank branches located in Northern and Central Italy. The portfolio has a value of Euro 689.2 million (on a pro-rata basis), of which 93% is in Milan, 62% in Milano Porta Nuova and 88% is for office use. The Company's portfolio has a high sustainability profile: around 61% of the portfolio is currently LEED certified. The Company's tenant portfolio is mainly made up of medium and large multinational companies: the list of the ten largest tenants (representing 87% of stabilised rents calculated on a pro-rata basis) includes Vodafone, Deutsche Bank, BNP Paribas, Microsoft, IBM, Sisal, Accenture, Techint, NH Hotels and UniCredit.

SUBSEQUENT EVENTS

On April 14th, 2022, the Company signed a hedging derivative contract on the 3-month Euribor rate in the technical form of an *Interest Rate Cap*, with a strike equal to 100 bps. The hedging transaction refers to the loan agreement for the properties held directly by COIMA RES (Monte Rosa, Tocqueville and Pavilion), the Deruta property and the Deutsche Bank portfolio, finalised in January 2022.

On April 28th, 2022, the company Evergreen S.p.A. announced that it had taken the decision to promote a voluntary totalitarian tender and exchange offer, concerning all the ordinary shares of COIMA RES S.p.A. SIIQ, listed on Euronext Milan organized and managed by Borsa Italiana.

For further information please refer to the press release at this link:

[COIMA RES - Press Release - Voluntary Public Purchase and Exchange Offer.](#)

Regarding the loan relating to the Gioiaotto property of Euro 48 million, originally due on March 31st, 2022, the Company is negotiating an extension with the financing bank, which will be finalized within the first half of 2022.

ITALY: ECONOMIC AND REAL ESTATE MARKET CONDITIONS

In Italy, the first quarter of 2022 was characterised by a slowdown in economic activity due to the fallout of the war in Ukraine on the global economy and energy markets.

According to preliminary estimates by Istat, Italian GDP contracted by 0.2% in the first quarter of 2022 compared to the previous quarter, although it was 5.8% higher than in the first quarter of 2021. The latest estimates published in April 2022 by the International Monetary Fund forecast Italian GDP growth of 2.3% for 2022 and 1.7% for 2023.

The Italian real estate market recorded a significant increase in investment volumes, reaching a record figure of Euro 3.3 billion, up 127% year-on-year. Volumes were concentrated 44% in the office segment and 42% in the city of Milan.

The Milan office segment recorded investment volumes of Euro 1.0 billion in the first quarter of 2022, up 280% on the same period in 2021. This figure can be explained by the significant portfolio transactions initiated in 2021 that closed in the first quarter of 2022, together with a number of flash transactions initiated and closed in the quarter.

The prime yield for the office segment in Milan remained stable at 2.9%. The level of take up by tenant for the office segment in Milan in the first quarter of 2022 reached 105,000 sqm, up 50% on the same period in 2021.

The most active markets on the letting side remain the CBD and Porta Nuova. The vacancy level decreased in the third quarter of 2022 to 10.2% from 10.3% in the previous quarter. Prime rent for office buildings in Milan increased to Euro 640/sqm, up 3.2% on the previous quarter and 6.7% year-on-year.

CONSOLIDATED INCOME STATEMENT

(in thousands Euro)	Notes	March 31 st , 2022	<i>of which related parties</i>	March 31 st , 2021	<i>of which related parties</i>
Income statements					
Rents	1	9,823	-	10,745	-
Net real estate operating expenses	2	(580)	(199)	(1,093)	(209)
Net rents		9,243	(199)	9,652	(209)
Income / (loss) from disposals		(284)	-	-	-
Costs of sales		-	-	-	-
Net revenues from disposal		(284)	-	-	-
G&A expenses	3	(2,167)	(1,393)	(2,158)	(1,358)
Other operating expenses	4	(202)	(138)	(152)	(61)
Gross operating income		6,590	(1,731)	7,342	(1,628)
Net depreciation		(50)	(21)	19	(20)
Net movement in fair value		-	-	-	-
Net operating income		6,540	(1,752)	7,361	(1,648)
Net income attributable to non-controlling interests	8	547	-	(43)	-
Financial income		-	-	1	-
Financial expenses	5	(2,082)	(2)	(1,938)	(2)
Profit before tax		5,005	(1,754)	5,381	(1,650)
Income tax		-	-	-	-
Profit after tax		5,005	(1,754)	5,381	(1,650)
Minorities		(1,218)	-	(1,418)	-
Profit for the Group		3,787	(1,754)	3,963	(1,650)

NOTES TO CONSOLIDATED INCOME STATEMENTES

Below are the main items that have most significantly affected the Group profit as of March 31st, 2022.

1. Rents

The rents amount to Euro 9,823 thousand and include the rents accrued on the real estate portfolio.

(in thousands Euro)	Investments	March 31 st , 2022	March 31 st , 2021
COIMA RES SIIQ	Monte Rosa	464	699
	Tocqueville	714	715
	Pavilion	852	816
COIMA CORE FUND IV	Deutsche Bank branches	963	931
COIMA CORE FUND VI	Gioiaotto	1,075	1,025
COIMA RES SIIHQ I	Deruta	952	910
COIMA CORE FUND VIII	Vodafone	3,627	3,538
COIMA OPPORTUNITY FUND I	Sarca	-	1,007
FELTRINELLI PORTA VOLTA	Microsoft	1,176	1,104
Rents		9,823	10,745

The decrease of Euro 922 thousand compared to March 31st, 2021, is mainly due to the release of spaces in Monte Rosa by PWC during the first quarter 2021 and the disposal of Sarca property finalized during the second half-year 2021.

2. Net real estate operating expenses

Net real estate operating expenses amount to Euro 580 thousand as of March 31st, 2022. The breakdown of the figure is detailed below:

(in thousands Euro)	Vodafone Complex *	Tocqueville Monte Rosa Pavilion	Deutsche Bank branches	Gioiaotto Microsoft	Deruta	March 31 st , 2022	March 31 st , 2021
Recovery of costs from tenants	933	321	23	375	371	2,023	1,409
Property management fee	(76)	(27)	(11)	(31)	(10)	(155)	(179)
Maintenance charges	(257)	(155)	(21)	(147)	-	(580)	(673)
Utilities	(610)	(137)	(1)	(156)	-	(904)	(593)
Insurance	(21)	(22)	(8)	(16)	(6)	(73)	(82)
Property taxes	(185)	(212)	(149)	(161)	(62)	(769)	(843)
Stamp duties	(36)	(21)	(10)	(22)	(9)	(98)	(108)
Other real estate costs	(1)	(20)	-	(3)	-	(24)	(25)
Net real estate expenses	(253)	(273)	(177)	(161)	284	(580)	(1,093)

* Include Lorenteggio Village Consortium

The item *recovery of costs from tenants* concerns the re-charge to the tenants of the ordinary management costs of the properties.

Property management fee mainly concerns the ordinary administrative and maintenance management of properties.

Maintenance and service charges concern the expenses incurred for the maintenance of the properties (lifts, systems, office cleaning) and for the upkeep of the green spaces outside the properties.

The item *utilities* refer to the cost of providing electricity, water and gas for the properties.

The item *insurances* refer to the all-risk policies signed by the Company and Funds to protect the asset value and ownership of the properties.

Other real estate costs mainly include the fees for the occupation of public areas, the taxes on waste and other expenses related to the operation of the properties.

3. General and administration expenses

General and administration expenses amount to Euro 2,167 thousand as of March 31st, 2022. The detailed summary table is attached below:

(in thousands Euro)	COIMA RES	CORE IV SIINQ I	CORE VI COF I FPV	CORE VIII	Others	March 31 st , 2022	March 31 st , 2021
Asset management fee	(261)	(41)	(533)	(258)	-	(1,093)	(1,063)
Personnel costs	(429)	-	-	-	-	(429)	(443)
Consulting costs	(105)	(19)	(83)	(26)	(12)	(245)	(251)
Control functions	(83)	(8)	-	-	-	(91)	(95)
Audit	(51)	(7)	(22)	(7)	(1)	(88)	(89)
Marketing	(52)	-	-	-	-	(52)	(64)
IT service	(44)	-	-	-	-	(44)	(48)
Independent appraisers	(7)	(5)	(26)	(3)	-	(41)	(28)
Other operating expenses	(80)	-	(1)	(1)	(2)	(84)	(77)
G&A expenses	(1,112)	(80)	(665)	(295)	(15)	(2,167)	(2,158)

Asset management fee mainly relates to the agreement signed between the Company and COIMA SGR for the *scouting* of investment transactions and the management of the real estate portfolio as well as other ancillary activities provided for in the *asset management* agreement.

These fees are calculated quarterly on the Net Asset Value (NAV) recorded by the company in the previous three months, net of the commissions already paid by the funds included in the consolidation perimeter.

Personnel costs, amounting to Euro 429 thousand, include:

- wages, salaries and similar expenses, amounting to Euro 185 thousand, related to wages for the Company's employees;
- contributions, amounting to Euro 43 thousand, paid by the Company to social security funds;
- other personnel costs, amounting to Euro 201 thousand, which mainly include the Board of Directors' remuneration.

As of March 16th, 2020, the Chief Executive Officer, in order to contribute to limiting the Company's internal costs in light of the current market capitalisation, in line with the interests of the other shareholders of COIMARES, confirmed that he accepted the suspension of the redetermination of the annual fixed emolument and the payment of the variable remuneration from 2020 until January 1st, 2025.

The suspension of the redetermination of the annual fixed emolument and the variable emolument may be interrupted by Manfredi Catella only and exclusively if, by that date:

- the existing Asset Management Agreement is amended and/or terminated for any reason whatsoever; and/or
- Manfredi Catella ceases to serve as Chief Executive Officer (including in the event of his death); and/or
- the majority of the Company's directors are not appointed by Manfredi Catella as provided for in the Shareholders' Agreement currently in place.

As of today, none of the assumptions have been fulfilled and it is therefore considered remote that even one of them may occur by the approval of this report at March 31st, 2022.

The Chief Executive Officer has reserved the right to discontinue the suspension of the redetermination of the fixed annual emolument and the variable emolument should the market capitalization of COIMARES reach a level higher than that recorded at the time of the IPO (i.e. Euro 360 million); only upon the occurrence of such event will the determination of the relevant emolument be made, without therefore impacting the previous periods.

In consideration of what has been reported in the previous lines, the waiver of remuneration for previous years (from 2017 to 2019) under the terms and conditions set forth in the Chief Executive Officer's communication of February 19th, 2019, remains firm.

The best current estimate of this contingent liability at March 31st, 2022, taking into account the above, is approximately Euro 5.7 million (Euro 5.4 million at December 31st, 2021).

With regard to the case of death, provided for in the contract in place with the CEO and in the waivers described above, the Company has recognised a provision for risks of approximately Euro 449 thousand (Euro 465 thousand as of December 31st, 2021) based on the mortality tables prepared by ISTAT, in accordance with IAS 19.

The agreement with the Chief Executive Officer also provides that, in the event of the termination of Manfredi Catella's appointment with the Company for one of the reasons envisaged in the Private Letter and described in the Remuneration Report (the "*Good Leaver*"), the Company is obliged to pay Manfredi Catella as compensation for damages or, in any event and in any case, as an indemnity for the termination of his directorship, the higher of (a) Euro 5 million and, (b) 3 times the total annual remuneration (fixed plus variable). As of today, the Company considers the possibility of one of the *Good Leaver* hypotheses provided for by the existing contract to be remote. The current best estimate at March 31st, 2022 is approximately Euro 5.1 million (Euro 5.1 million at December 31st, 2021).

Consulting costs relate mainly to support provided by consultants for ordinary management of the Company, in details:

- legal, tax and notarial consulting for corporate services;
- brokerage commissions
- technical consulting on real estate properties.

The *control functions* costs are mainly related to the Board of Statutory Auditors, amounting to Euro 31 thousand, risk management, amounting to Euro 15 thousand, and other control functions, amounting to Euro 45 thousand.

Marketing expenses relate mainly to costs for digital and media relations (Euro 26 thousand) and for the maintenance of the digital platform (Euro 25 thousand).

IT service costs refer to technical assistance, administrative software and IT management expenses.

The remuneration of *independent experts* relates to the tasks entrusted to them for the preparation of expert reports on buildings.

Other expenses mainly include expenses related to the management of the Company's headquarter and other structure costs (insurances, membership fees, Borsa Italiana and Monte Titoli's services, CONSOB contribution).

4. Other operating expenses

This item, amounting to Euro 202 thousand (Euro 152 thousand as of March 31st, 2021), mainly includes corporate taxes and fees, contingent liabilities and other operating costs. The amount also includes the change in *fair value* of the financial instrument given to the key managers of the Company, which shows an increase of Euro 138 thousand compared to December 31st, 2021.

5. Financial income and expenses

The item financial income, amounting to Euro 2,082 thousand (Euro 1,938 thousand as of March 31st, 2021), essentially include interest expenses accrued on existing loans. The increase of Euro 144 thousand compared to the first quarter of 2022 is mainly related to the to the fees for not using the capex financing line, which will be used in the second part of the year.

CONSOLIDATED BALANCE SHEET

(in thousands Euro)	Notes	March 31 st , 2022	of which related parties	December 31 st , 2021	of which related parties
Assets					
Real estate investments	6	745,546	-	684,935	-
Other tangible assets	7	890	601	921	622
Intangible assets	7	313	-	297	-
Investments accounted for using the equity method	8	56,905	-	56,335	-
Deferred tax assets		17	-	13	-
Derivative financial instruments	9	1,052	-	222	-
Non-current financial receivables		1,439		1,437	-
Total non-current assets		806,162	601	744,160	622
Inventories	10	2,185	-	2,185	-
Current financial receivables		981	-	980	-
Trade and other current receivables	11	13,648	3,455	13,893	3,713
Cash and cash equivalents	12	50,858	-	90,604	-
Total current assets		67,672	3,455	107,662	3,713
Non-current assets held for sale		-	-	-	-
Total assets		873,834	4,056	851,822	4,335
Liabilities					
Capital stock		14,482	-	14,482	-
Share premium reserve		336,273	-	336,273	-
Valuation reserve		(260)	-	(736)	-
Interim dividend		(3,611)	-	(3,611)	-
Other reserves		112,541	-	89,265	-
Profit / (loss) for the period		3,787	-	23,057	-
Total Group shareholders' equity	13	463,212	-	458,730	-
Minorities		73,343	-	73,777	-
Shareholders' equity		536,555	-	532,507	-
Non-current bank borrowings	14	266,878	-	247,283	-
Non-current financial liabilities	15	691	623	714	643
Payables for post-employment benefits		70	-	64	-
Provisions for risks and charges	16	2,922	449	2,938	465
Derivatives	17	-	-	818	-
Trade payables and other non-current liabilities	18	1,755	1,025	1,617	887
Total non-current liabilities		272,316	2,097	253,434	1,995
Current bank borrowings	14	48,709	-	53,160	-
Trade payables and other current liabilities	18	16,222	6,092	12,696	5,547
Current tax payables		32	-	25	-
Total current liabilities		64,963	6,092	65,881	5,547
Total liabilities		337,279	8,189	319,315	7,542
Total liabilities and shareholders' equity		873,834	8,189	851,822	7,542

NOTES TO THE CONSOLIDATED BALANCE SHEET

The following are the main items on the consolidated balance sheet which explain the performance of the Group's activities.

6. Real estate investments

Property investments as of March 31st, 2022, are detailed as follows:

(in thousands Euro)	Investments	December 31 st , 2021	Acquisitions / (disposals)	Capex	March 31 st , 2022
COIMA RES SIIQ	Monte Rosa	62,600	-	199	62,799
	Tocqueville	61,500	-	141	61,641
	Pavilion	74,000	-	-	74,000
COIMA CORE FUND IV	DB branches	52,355	-	-	52,355
COIMA CORE FUND VI	Gioiaotto	84,300	-	-	84,300
COIMA RES SIINQ I	Deruta	41,800	-	612	42,412
COIMA CORE FUND VIII	Vodafone	206,300	-	-	206,300
FELTRINELLI PORTA VOLTA	Microsoft	102,080	-	220	102,300
	Pirelli 32	-	59,439	-	59,439
Real estate investments		684,935	59,439	1,172	745,546

Preparing the interim financial statements related to the first quarter and, in particular, considering the current international crisis attributable to the military conflict between Russia and Ukraine, the Company carried out an analysis on the presence of any signs of *impairment* on the value of the properties as of March 31st, 2022, compared to the value derived from the latest appraisals prepared by independent experts as of December 31st, 2021.

With reference to March 31st, 2022, there were no signs of impairment on the portfolio, which remains substantially unchanged to the trends observed in December 2021.

The next revaluation of the entire portfolio is scheduled to June 30th, 2022, for the half-yearly financial statements.

On March 30th, 2022, the Feltrinelli Porta Volta fund completed the acquisition of the real estate complex for office use located in Milan, via Pirelli 32, at a price of Euro 59,439 thousand (including acquisition costs).

The "capex" column shows the work carried out in the first quarter of 2022 for property redevelopment projects.

7. Other tangible assets and intangible assets

Other tangible assets, amounting to Euro 890 thousand (Euro 921 thousand as of December 31st, 2021), mainly include the *right to use* the spaces leased by the Group for the entire duration of the agreement, the furniture and fixtures related to the Company's headquarter.

As of today, the Group has two lease agreements in place, the right of use of which, net of depreciation for the period, amounts to Euro 666 thousand (Euro 693 thousand as of December 31st, 2021).

Intangible assets, amounting to Euro 313 thousand (Euro 297 thousand as of December 31st, 2021), refer to (administrative and accounting) software in implementation. This increased by Euro 16 thousand compared to

last year due to the development of implementation activities carried out during the period, net of depreciation for the period.

8. Investments accounted for using the equity method

The item, amounting to Euro 56,905 thousand (Euro 56,335 thousand as of December 31st, 2021), include the equity investment in Porta Nuova Bonnet Fund amounting to Euro 55,410 thousand and the equity investment in Co – Investment 2 SCS, owned indirectly through MHREC Sàrl, amounting to Euro 1,495 thousand.

The increase of Euro 570 thousand compared to the previous year is mainly related to the results of this period, amounting to Euro 547 thousand, net of other changes in shareholders' equity.

9. Derivatives

The derivative instruments amounting to Euro 1,052 thousand (Euro 222 thousand as of December 31st, 2021), increased to Euro 831 thousand compared to the previous year due to the change in the *fair value* of CAP derivative contracts related to the Vodafone and Feltrinelli loans, net of the amortization of the premium paid. The Company has recorded the financial instruments based on the *hedge accounting*, verifying the effectiveness of the hedging relation.

10. Inventories

Inventories, amounting to Euro 2,185 thousand (Euro 2,185 thousand as of December 31st, 2021), include the remaining properties of the Deutsche Bank portfolio actually not leased.

11. Trade and other current receivables

Trade and other receivables, amounting to Euro 13,648 thousand (Euro 13,893 thousand as of December 31st, 2021), include:

- receivables from tenants and invoices to be received amounting to Euro 2,984 thousand;
- the effect of the normalisation of rents amounting to Euro 2,737 thousand;
- notes receivable from COIMA SGR for the neutralisation of the incentive commission accrued on COIMA OPPORTUNITY FUND I equal to Euro 3,455 thousand;
- payments and accrued income amounting to Euro 1,977 thousand;
- deposits, advance and other receivables amounting to Euro 2,495 thousand.

Receivables from tenants mainly refer to the effects of normalisation of rents (accounted for in accordance with IFRS 16) for Euro 2,737 thousand, advance invoicing of rents for the second quarter of 2022, equal to Euro 1,612 thousand, invoices to be issued for Euro 607 thousand and other receivables due for Euro 765 thousand.

As of March 31st, 2022, trade receivables are shown net of write-downs relating to uncollectible amounts or collections that are deemed unrealizable.

12. Cash and cash equivalents

The Company's cash and cash equivalents, amounting to Euro 50,858 thousand (Euro 90,604 thousand as of December 31st, 2021), include the available cash of the parent company and the subsidiaries. The reduction of Euro 39,746 thousand is mainly attributable to the acquisition of Pirelli 32, net of the financing received in January 2022 and the reimbursements paid.

For more details about these movements, please refer to the cash flow statement.

13. Shareholders' equity

As of March 31st, 2022, the net equity of the Company amounts to Euro 463,212 thousand (Euro 458,730 thousand as of December 31st, 2021).

Share capital, amounting to Euro 14,482 thousand, is represented by no. 36,106,558 shares with no nominal value.

Reserves include:

- share premium reserve for Euro 336,273 thousand;
- legal reserve for Euro 2,896 thousand;
- negative *cash flow hedge* reserve for Euro 260 thousand;
- other reserves for Euro 109,645 thousand;
- interim dividend for Euro 3,611 thousand.

14. Bank borrowings

Bank borrowings mainly include the financial loans contracted by the Company and by the controlled entities, whose movement is show below.

(in thousands Euro)	December 31 st , 2021	Financing / (repayments)	Amortised cost effect / other movements	March 31 st , 2022
COIMA RES SIIQ	98,795	21,205	(1,744)	118,256
COIMA CORE FUND VIII	126,678	-	111	126,789
FELTRINELLI PORTA VOLTA	21,810	-	23	21,833
Non-current bank borrowings	247,283	21,205	(1,610)	266,878
COIMA RES SIIQ	5,213	(5,000)	(119)	4
COIMA CORE FUND VI	48,024		48	48,072
COIMA CORE FUND VIII	13	-	504	517
FELTRINELLI PORTA VOLTA	-		116	116
Current bank borrowings	53,160	(5,000)	549	48,709
Bank borrowings	300,443	16,205	(1,061)	315,587

On December 29th, 2021, the Company entered into a new 5-year loan agreement with Crédit Agricole Corporate and Investment Bank (as agent bank), BNP Paribas, ING Bank and UniCredit for a total of Euro 165,000 thousand relating to the Monte Rosa, Pavilion, Tocqueville, Deruta properties and Deutsche Bank portfolio.

The loan consists of a senior line of Euro 120,000 thousand aimed at refinancing the properties, and a new capex line of Euro 45,000 thousand to support the refurbishment projects for the Monterosa, Tocqueville and Deruta properties.

In January 2022, the Company finalised the transaction described above by repaying the loans outstanding on December 31st, 2021, amounting to Euro 98,795 thousand against the disbursement of the senior line by the financing banks.

In January 2022, the Company also repaid the drawdown made in 2021 on the revolving credit line for Euro 5,000 thousand.

15. Non-current financial liabilities

This item, amounting to Euro 691 thousand (Euro 714 thousand as of December 31st, 2021) includes the financial payables recorded against the payment of the lease payments relating to the existing lease agreements, in accordance with IFRS 16. This liability is equal to the present value of future cash flows expected for the duration of the contract.

16. Provisions for risks and charges

This amount, amounting to Euro 2,922 thousand (Euro 2,938 thousand as of December 31st, 2021), includes the provision relating to the guarantees granted in favour of the purchaser in connection with the disposal of the Sarca property (Euro 2,473 thousand) and the provision to cover risks relating to the agreements in place with the CEO (Euro 449 thousand).

17. Derivatives

Derivative financial instruments classified as liabilities, amounting to zero as of March 31st, 2022 (Euro 818 thousand at December 31st, 2021), were partially closed following the repayment of the Company's loan in January 2022.

The hedging agreement of COIMA CORE FUND VII, previously classified under this item, was reclassified to derivative assets following its measurement at *fair value* as at March 31st, 2022.

18. Trade payables and other liabilities

Other non-current liabilities, amounting to Euro 1,755 thousand (Euro 1,617 thousand as of December 31st, 2021), include:

- Euro 1,025 thousand related to the fair value of the financial instruments granted to the CEO and *key managers*;
- Euro 730 thousand related to cash deposits received from tenants.

The trade payables and other current liabilities, amounting to Euro 16,222 thousand (Euro 12,696 thousand as of December 31st, 2021) mainly include:

- trade payables to suppliers and invoices to be received amounting to Euro 5,834 thousand;
- accruals and deferred income amounting to Euro 4,293 thousand;
- trade payables to tax authorities amounting to Euro 361 thousand;
- security provisions, personnel liabilities and other payables of Euro 5,734 thousand.

CONSOLIDATED CASH FLOW STATEMENT

(in thousands Euro)	March 31 st , 2022	March 31 st , 2021
Profit for the period before tax	5,005	5,381
Adjustments to reconcile the profit to net cash flow:		
Net depreciation	32	23
Severance pays	26	24
Net movement in fair value property	-	-
Net income attributable to non-controlling interests	(547)	43
Financial income	-	-
Financial expenses	458	585
Change in fair value of financial instruments	138	61
Changes in working capital:		
(Increase) / decrease in trade and other current receivables	928	677
(Increase) / decrease in deferred tax assets	(4)	-
Increase / (decrease) in trade payables and other current liabilities	3,524	(149)
Increase / (decrease) in tax payables	-	5
Increase / (decrease) in trade payables and other non-current liabilities	-	-
Net cash flows generated (absorbed) from operating activities	9,560	6,650
Investment activities		
(Acquisition) / disposal of real estate properties	(60,611)	3,605
(Acquisition) / disposal of other tangible and intangible assets	(40)	(32)
(Increase) / decrease in financial assets	-	1,620
Purchase of associated companies	-	-
Net cash flow generated (absorbed) from investment activities	(60,651)	5,193
Financing activities		
Shareholders' contribution / (dividends paid)	-	-
Dividends paid to minorities	(2,110)	(1,431)
(Acquisition) / closing of derivatives	(244)	-
Increase / (decrease) in bank borrowings and other non-current lenders	117,494	(550)
Repayment of borrowings	(103,795)	-
Net cash flows generated (absorbed) from financing activities	11,345	(1,981)
Net increase / (decrease) in cash and cash equivalents	(39,746)	9,862
Cash and cash equivalents at the beginning of the period	90,604	48,653
Cash and cash equivalents at the end of the period	50,858	58,515

RISKS, GUARANTEES AND COMMITMENTS

Risks

The table below summarizes the main risks and the mitigating measures of the Company:

	Risks	COIMA RES mitigation
1	<p>Market risk - the risk of losses related to the fluctuation in the prices of properties in the portfolio or in rental values resulting from adverse changes of macroeconomic variables, the local and international political context, the property market, the specific characteristics of the properties owned by the Company and/or structural changes in tenant habits.</p> <p>This risk also includes the effects resulting from properties in the portfolio that are vacant (vacancy risk) and potential losses associated with investment in "value-added" projects, in particular relating to restructuring or refurbishment works of certain real estate projects.</p>	<p>The Company's investment strategy is focused on high-quality assets (real estate or fund units) in large urban areas, specifically in Milan, which have demonstrated high income capacities and good resilience during negative market cycles, partly due to a less volatile level of demand compared with smaller assets located in secondary cities.</p> <p>Regarding vacancy risk, the Company deals with long-term rental agreements with adequate protection clauses. Tenant-specific asset management initiatives are designed in order to understand the situation and needs of each tenant, and to identify and address potential problems proactively.</p> <p>Considering the health emergency resulting from the spread of the Covid-19, the Company carefully assesses and monitors the impacts on property values by conducting targeted stress tests, with particular reference to the most exposed tourist-accommodation and retail assets, which however, they constitute a very limited portion of the Company's portfolio. Based on the results of the analyses, also taking into account assessments of the possible evolutions of the use of spaces as a result of the so-called "Smart-working", the Company adapts, where appropriate, the management and enhancement strategies of the properties to contain the impacts and mitigate the risk.</p>
2	<p>Credit and counterparty risk - the risk of losses resulting from the non-compliance of counterparties due to the deterioration of their creditworthiness, with them defaulting in extreme cases with reference to:</p> <ul style="list-style-type: none"> - tenants; - counterparties in real estate development operations (manufacturer, operator); - counterparties in real estate transactions. 	<p>During the <i>on-boarding</i> phase, the Company analyses and continuously monitors the risks of non-compliance of <i>tenants</i> and other significant counterparties (e.g. solvency and creditworthiness analyses, analysis of the financial situation, references, prejudicial and negative information, etc.), also resorting to external databases.</p> <p>In this regard, the Company's investment strategy favours reputable and well-capitalized counterparties and those belonging to large international groups.</p> <p>Considering the aforementioned high profile of tenants and the limited volume of fees from tourist-accommodation and retail assets most exposed to the impacts of the Covid-19 emergency (6% of the total), the credit risk is contained and, in any case, subject to careful analysis and monitoring. This is in order to prepare, where necessary, timely actions to protect and mitigate the risk of default, considering existing contractual safeguards.</p>
3	<p>Concentration risk - the risk resulting from properties leased to individual counterparties or groups of legally connected counterparties, counterparties from the same economic sector or which carry out the same activity or are located in the same geographical area.</p>	<p>The Company analyses and monitors this risk regularly and has also defined the limits in its Articles of Association with regard to concentration of individual properties/tenants.</p> <p>The Company's strategy involves increasing the number of tenants and the number of industrial sectors in which our tenants are active, in order to mitigate the risks associated with excessive concentration.</p>
4	<p>Interest rate risk - the risk related to adverse changes in the rate curve that change the current value of assets, liabilities and their net value (ALM), and cash flows (assets and liabilities) based on changes in interest expense (assets and liabilities).</p>	<p>The Company purchases hedging instruments or otherwise contractually fixes an adequate amount of its floating rate exposure in order to reduce the impact of adverse changes in interest rates.</p>
5	<p>Liquidity risk - the risk of not being able to meet one's payment obligations due to:</p> <ul style="list-style-type: none"> - the inability to obtain funds in the market and generate adequate operating cash flows (i.e., "funding liquidity risk"); - the inability to monetise one's assets (i.e., "market liquidity risk"). 	<p>The Company continuously monitors the level of its liquidity based on detailed cash-flow analyses and projections as well as through cash flow and ALM risk management activities, utilizing among other tools scenario analyses and stress tests.</p> <p>From the perspective of optimising the financial and capital structure, the Company's objective is to achieve a stabilized leverage of less than 40% (LTV) in the medium term.</p>

		As part of the impact analyses of the Covid-19 emergency, the Company conducts stress tests to assess the full compliance with the financial covenants, and the ability to meet current financial commitments and those deriving from the expected capex plans. Based on the results of the sensitivity analysis, the Company prepares, where appropriate, interventions to optimize and strengthen the financial structure.
6	Other financial risks - other financial risks not associated with real estate assets such as, for example, counterparty risks and/or other market risks on any financial instruments in the portfolio.	The strategy currently adopted by the Company involves a limited investment in assets other than real estate assets except for treasury bills and instruments needed to hedge interest rate risk; this also takes into account statutory restrictions related to the SIIQ status to which we are subject. Exposure to any financial risks, not connected with real estate assets, is subject to periodic monitoring and is also mitigated through our use of reputable and well-capitalized banking counterparties.
7	Operating risk - the risk of suffering losses resulting from the inadequacy or malfunction of procedures and internal systems or external events. This risk includes the risk of outsourcing, i.e. the operating losses arising from the performance of the outsourced activities.	Operating risks are addressed by adopting adequate internal procedures and the structuring of the internal control system on three levels: - Level One: Scheduled checks carried out by the business units and staff functions; - Level Two: Checks carried out by the Legal, Compliance and Risk Management functions; - Level Three: Checks carried out by the internal audit function based on the Audit Plan. In order to contain the operational impacts of the Covid-19 emergency, the Company has prepared timely interventions to ensure the safety of personnel and work environments, prepare the carrying out of activities in smart-working and raise awareness among staff on the safety measures and social distancing even outside the workplace. These interventions are aimed at limiting the risks of contagion without compromising the efficiency and effectiveness of the activities since the entry into force of the first restrictive containment measures (March 2020). Accurate protocols to prevent the risk of infection were introduced in the buildings managed by the Company and in the work sites, in compliance with current legislation, and interventions to implement the requests of the tenants and adapt, where appropriate and permitted, the policies property insurance.
8	Legal and compliance risk - the risk of changes in performance due to changes in the legislative framework or violations of the regulations to which the Company is subject.	The Company continuously monitors the risk of non-compliance with current legislation and compliance requirements. Our compliance checks include <i>asset</i> and <i>profit tests</i> to ensure that legal requirements, necessary to maintain the SIIQ status are met now and, in the future, as indicated in the Articles of Association.
9	Reputational risk - the current or future risk of a fall in profits or capital, resulting from a negative perception of the Company's image by customers, counterparties, shareholders, investors, internal resources or the Regulatory Authorities. These risks also refer to potential value losses for shareholders deriving from inadequate management and control of environmental, social and governance standards (so-called "ESG factors") connected to the activities carried out by the Company.	Reputational risk, like operating risk, is mitigated by adopting an adequate organizational and control structure, consistent with international best-practices. We also mitigate reputational risk by putting in place stringent and specific procedures such as supervising external communication, overseeing interaction with stakeholders (e.g. governmental authorities) and monitoring contact with investors (e.g. complaint management). The Company pays particular attention to full and continuous compliance with the ESG Standards and considers sustainability as an integral part of its business by aiming to create a high-quality real estate asset, with sustainable long-term growth, preferring properties with potential for appreciation in the time. In this context, during 2017, the Company contributed to the creation of a "Think Tank" in collaboration with 5 of the most important listed real estate companies operating in Europe, whose activities are concentrated on the discussion of issues related to sustainability and innovation. The environmental performance of the asset portfolio, and the social and governance performance of the Company are subject to stable monitoring and adequate disclosure to stakeholders.
10	Strategic risk - Pure risk and business risk; this consists of the current or prospective risk of a fall in profits or capital, resulting from changes in the operating environment or from incorrect corporate decisions, inadequate implementation of decisions, poor reaction to changes in the competitive environment, customer behaviour or technological developments.	In addition to a comprehensive strategic planning and evaluation process for analysis of investments, strategic risk is mitigated by the high level of experience and professionalism of Company management, with regard to the real estate market, operational/financial management, and internal controls. To support the strategic planning process, the Company uses, among other things, market analysis to monitor the evolution of the demand for office space and identify the factors affecting its performance. This is also in consideration of the effects of the use of smart working because of the ongoing pandemic.

11	<p>Sustainability risk - Considering the changes introduced by Delegated Regulation (EU) 2021/1255, amending Delegated Regulation (EU) 231/2013, and the growing attention by investors to ESG (Environment, Social and Governance) issues, it has become necessary to also take into account the risks linked to the sustainability of investments in environmental, social and governance terms.</p>	<p>Sustainability risks are assessed both by the Risk Management function and within the Sustainable Innovation Committee or SIC. The SIC is a committee operating within the COIMA platform with the objective of promoting, managing and guiding the integration of best practices of sustainability and innovation in all areas of business operations.</p>
----	---	--

The risk model used by the Company mainly includes these five following Risk factors:

- Counterparty Risk: mainly quantifies the solvency of the subjects with which the Group has relations. Typically: contractors, credit institutions and insurance companies;
- Liquidity Risk: analyses the impact of a negative change in some variables on the expected return (IRR to equity) and on other parameters defined for the Group in the Business Plan (cash availability and management of financial covenants);
- Credit Risk: deals with quantifying the risk that tenants and investors will not be able to honour the commitments undertaken towards the Group;
- Market Risk: evaluates the performance of some real estate and financial metrics;
- Operational Risk: analyses the exposure to operational risks in the ordinary and extraordinary management of the investment.

Guarantees and commitments

Regarding bank loans taken on by COIMA RES, the Company has agreed with the lending banks on the following *security package*.

As for the loan related to Deutsche Bank portfolio, Tocqueville, Monte Rosa, Pavilion e Deruta:

- first mortgage of Euro 330,000 thousand;
- pledge on the COIMA CORE FUND IV units;
- pledge on operating bank accounts linked to the loan agreement;
- assignment of claims arising from rental agreements, insurance claims and any claims arising from litigation against the consultants employed for the *due diligence* on the property.

Following the stipulation of the financing of the existing properties COIMA CORE FUND VI, has granted the following guarantees to banks:

- first mortgage of Euro 156,000 thousand;
- pledge on bank accounts held at BFF Bank;
- assignment of claims, in favour of the Lending Bank, arising from lease contracts, insurance contracts and sureties issued in favour of the Fund to guarantee the proper performance by the tenants of their obligations under the lease contracts.

In addition to this, COIMA CORE FUND VI has contributed to the modernization and redevelopment of the Gioiaotto property made by the NH Hotel tenant for a total amount of Euro 1,400 thousand, of which Euro 1,260 thousand already paid.

Regarding the participation in COIMA OPPORTUNITY FUND I, COIMA CORE FUND VI has residual capital payment commitments amounting to Euro 17.4 million.

For the loan relating to the Vodafone building held through COIMA CORE FUND VIII:

- first degree mortgage for Euro 255,600 thousand;
- ledge on operating current accounts linked to the loan agreement;

- assignment of receivables deriving from the Vodafone lease agreement, insurance claims and any receivables deriving from disputes with consultants employed for *due diligence* on Vodafone.

Finally, regarding the financing of Feltrinelli Porta Volta, the guarantees granted are as follows:

- first mortgage for Euro 135,969 thousand;
- pledge on operating current accounts linked to the loan agreement;
- assignment of receivables arising from insurance and guarantees issued in favour of the fund.

As for the lease agreement signed on July 21st, 2017, with COIMA RES and Porta Nuova Garibaldi, managed by COIMA SGR S.p.A., the Company has granted a guarantee to the landlord amounting to ca. Euro 25 thousand.

As of June 11th, 2020, COIMA RES has signed a binding agreement for the acquisition of a stake between 10% and 25% in the real estate fund Porta Nuova Gioia, managed by COIMA SGR, which owns the property currently being developed called “Gioia 22” situated in Via Melchiorre Gioia 22 in Milan.

The transaction is expected to close by the end of 2022 and is subject to the fulfilment of certain conditions precedent, including the achievement of 75% *occupancy* of the property. The exact stake to be acquired by COIMA RES in the property will be determined by COIMA RES, at its discretion, within the abovementioned range, in proximity of the closing. Today the estimate purchase price is between Euro 22 million and Euro 56 million.

Criteria for the preparation of the interim consolidated financial statements

The interim consolidated financial statements have been prepared adopting the same principles of consolidation and measurement criteria described in the last annual report as of December 31st, 2021.

The interim consolidated financial statements do not disclose all the information required during preparation of the annual consolidated financial statements nor all the information required by IAS 34.

The consolidation perimeter includes:

- COIMA RES SIIQ as parent company,
- COIMA CORE FUND IV, COIMA CORE FUND VI, COIMA CORE FUND VIII, COIMA OPPORTUNITY FUND I and Feltrinelli Porta Volta,
- MHREC Sàrl and COIMA RES S.p.A. SIINQ I, and
- Lorenteggio Village Consortium

as entities consolidated using the full consolidation method,

- Porta Nuova Bonnet Fund,
- Co-Investment 2 SCS and Infrastrutture Garibaldi Repubblica, and
- Porta Nuova Garibaldi Consortium

as entities consolidated in accordance with the equity method.

Preparing the interim financial statements as of March 31st, 2022, the Company considered the recommendations of the ESMA (European Security Market Authority) and the documents published by CONSOB on disclosure to be provided to readers regarding any economic and financial impacts caused by the COVID-19 pandemic and the military conflict between Russia and Ukraine.

STATEMENT OF THE MANAGER RESPONSIBLE FOR PREPARING THE COMPANY'S FINANCIAL REPORTS

Pursuant to art. 154-bis, subsection 2 of the Italian Consolidated Law on Finance, the Manager responsible for preparing the Company's financial reports, Fulvio Di Gilio, hereby declares that the accounting information contained in this Interim Consolidated Financial Statement as of March 31st, 2022, corresponds to corporate records, books and accounts.

Milan, May 12th, 2022

Manager responsible for preparing the Company's
financial reports



Fulvio Di Gilio

GLOSSARY

	Definition
Accounting Period	Accounting period means each successive period of 12 calendar months each of which starts on 1 January and ends at midnight on December 31 st in each year.
ALM	Asset Liabilities Management is the practice of managing risks stemming from mismatches between assets and liabilities. The process is a mix between risk management and strategic planning.
Asset Management Agreement	The agreement entered into on October 15 th , 2015, by and between COIMA RES and COIMA SGR and modified on November 15 th , 2015.
Bad Leaver	The revocation of the director in the presence of a serious, wilful or negligent non-fulfilment by the director himself of legal or statutory obligations which is also capable of irreparably compromising the relationship of trust between the director and the Company and which does not therefore allow the continuation, even provisionally, of the administrative relationship.
Bonnet or Corso Como Place	The property located in Milan, in via Bonnet, held through the Porta Nuova Bonnet investment (35.7%).
Break Option	The right of the tenant to withdraw from the lease agreement.
CBD	Central Business District, which is the area where the prime office market is mainly located.
CBRE	CBRE Valuation S.p.A., with registered office in Milan, Via del Lauro, 5/6.
CO - Investment 2SCS	A subsidiary owned indirectly via MHREC Real Estate S.à.r.l., which owns 33.33% of the units.
COIMA CORE FUND IV	Fund in which the Company owns 100% of the shares.
COIMA CORE FUND VI	Fund of which the Company owns about 88.2% of the shares.
COIMA CORE FUND VIII	COIMA CORE FUND VIII, set up on May 29 th , 2019, of which the company owns 50% of the capital stock.
COIMA OPPORTUNITY FUND I or COF I	Fund of which COIMA CORE FUND VI acquired 88.8% of the shares on September 30 th , 2019.
COIMA RES SIINQ I	COIMA RES S.p.A. SIINQ I, of which COIMA RES owns 100% of the capital stock.
COIMA RES SPA SIIQ	COIMA RES S.p.A. SIIQ with registered office in Milan, Piazza Gae Aulenti n. 12, Milan Company Register and VAT no. 09126500967.
COIMA REM S.r.l. (previously COIMA S.r.l.)	COIMA REM S.r.l., with registered office in Milan, Piazza Gae Aulenti no.12.
COIMA SGR	COIMA SGR S.p.A., with registered office in Milan, Piazza Gae Aulenti no.12.
Consortium Lorenteggio Village	Consortium Lorenteggio Village, established on January 25 th , 2018, of which the Company owns 34.6% of the shares.
Consortium Porta Nuova Garibaldi	Consortium Porta Nuova Garibaldi, of which COIMA RES owns about 4%.
Core	The <i>core</i> assets are characterized mainly by high liquidity and low risk. This type of property is located in strategic areas and is intended to be held in the portfolio on a long-term basis so as to fortify the company's risk-return profile.
Core plus	The <i>core plus</i> assets are similar to the <i>core</i> category, except that some investments may exhibit enhancement potential (such as partially vacant areas or tenancies with short term expiries). For this type of risk, the profile is considered medium-low.
Coupon	The value accrued on the Financial Instrument.
Deruta 19 or Deruta	Deruta is the property complex located in Milan, Via Deruta 19, acquired on January 16 th , 2017, by COIMA RES SIINQ I.
Deutsche Bank Portfolio	The bank branches of COIMA CORE FUND IV, leased to Deutsche Bank.
Earnings per share	Earnings per share is calculated as the ratio of earnings to the number of shares.
EBITDA	Earnings before Interest, Taxes, Depreciation & Amortisation, is the most widely used measure of a company's operating performance as it isolates operating earnings, excluding the effects of capital structure, taxes or depreciation regime. EBITDA is a proxy for the operating cash flow that the company is able to generate.

EPRA Cost Ratio	Calculated as administrative & operating costs (including & excluding costs of direct vacancy) divided by gross rental income.
EPRA Earnings	Recurring earnings from core operational activities. EPRA Earnings is a key measure of a company's operational performance and represents the net income generated from the operational activities.
EPRA Loan To Value	Calculated as debt divided by market value of the property, net of cash.
EPRA Net Initial Yield	Calculated as Net Initial Rent divided by the gross market value of the property.
EPRA Net Disposal Value	Represents the shareholders' value under a disposal scenario, where deferred tax, financial instruments and certain other adjustments are calculated to the full extent of their liability, including tax exposure not reflected in the balance sheet, net of any resulting tax.
EPRA Net Reinstatement Value	The objective of this measure is to highlight the value of net assets on a long-term basis. Assets and liabilities that are not expected to crystallise in normal circumstances such as the fair value movements on financial derivatives and deferred taxes on property valuation surpluses are therefore excluded. Since the aim of the metric is to also reflect what would be needed to recreate the company through the investment markets based on its current capital and financing structure, related costs such as real estate transfer taxes should be included.
EPRA Net Tangible Asset	Assumes that entities buy and sell assets, thereby crystallising certain levels of unavoidable deferred tax.
EPRA topped up Net Initial Yield	Calculated as Net Stabilised Rent divided by the gross market value of the property.
EPRA Vacancy Rate	Estimated Market Rental Value (ERV) of vacant space divided by ERV of the whole portfolio.
Feltrinelli Porta Volta	Fund in which the Company indirectly owns about 83.5% of the shares.
FFO	Funds From Operations calculated as Core Business EBITDA less net interest expense. The FFO is the most used indicator to evaluate the performance of a REIT
Gioia 22	Gioia 22 is the real estate property in Milan, Via Melchiorre Gioia 22 in Porta Nuova district, owned by Porta Nuova Gioia fund.
Gioiaotto	Gioiaotto is the property located in Milan, in Melchiorre Gioia 6-8, held by the Fund CCFVI (ex MHREC Fund).
Good Leaver	This refers to the hypotheses of: (i) failure to appoint the Director within the terms and conditions all provided for in the agreement stipulated and / or failure to confirm / ratify the same after the start of the negotiation of the Shares on the MTA; or (ii) termination of the office of Director on the occurrence of one of the hypotheses of termination of the Asset Management Agreement indicated in art. 5.3, points (i), (iii) and (iv) of this Asset Management Agreement; or (iii) failure to renew the office of Director for a further three years at the natural expiry of the first three-year term and, subsequently, at the natural expiry of the second three-year term; or (iv) non-acceptance by the Director of the proposal for the renewal of the appointment under conditions that are worse than those applied in the previous three years; or (v) revocation of the Director in the absence of a bad leaver hypothesis; (vi) resignation from office by the Director in the presence of a just cause for resignation; or (vii) death of the Director (in which case the compensation will be paid to the entitled persons).
Good Secondary location	High quality properties located in central or peripheral areas of primary cities.
Gross Expected Stabilised Yield	Calculated as Expected Gross Stabilised Rent divided by the gross market value of the property.
Gross Expected Stabilised Rent	The index is equal to the stabilized gross rent adjusted for incentives related to active management actions.
Gross Initial Rent	Annualised rents being received as at a certain date considering lease incentives such as rent-free periods, discounted rent periods and step rents.
Gross Initial Yield	Calculated as Gross Initial Rent divided by the gross market value of the property.
Gross Stabilised Rent	Annualised rents being received as at a certain date adjusted for unexpired lease incentives. The adjustment includes the annualised cash rent that will apply at the expiry of the lease incentive.
Gross Stabilised Yield	Calculated as Gross Stabilised Rent divided by the gross market value of the property.
Infrastrutture Garibaldi - Repubblica	Infrastrutture Garibaldi – Repubblica, of which the Company owns about 2%.
Interest Coverage Ratios	Ratio between the NOI and interest expense.

Key managers	Manfredi Catella, Matteo Ravà and Gabriele Bonfiglioli
LEED Certification	Building efficiency certification issued by the U.S. Green Building Council.
MHREC S.à.r.l.	MHREC Real Estate S.à.r.l., subsidiary of COIMA CORE FUND VI (ex “MHREC”).
Microsoft	Microsoft is the building located in Milan, Viale Pasubio 21 owned by Feltrinelli Porta Volta.
Monte Rosa	Monte Rosa is the property complex located in Milan, Via Monte Rosa 93, acquired on October 24 th , 2017 by COIMA RES.
Net Expected Stabilised Rent	Corresponds to Expected Gross Stabilised Rent for the period less, service charge expenses and other non-recoverable property operating expenses such as insurance, real estate taxes, marketing and other vacant property costs.
Net Expected Stabilised Yield	Calculated as Expected Net Stabilised Rent divided by the gross market value of the property.
Net Initial Rent	Corresponds to gross initial rent for the period less service charge expenses and other non-recoverable property operating expenses such as insurance, real estate taxes, marketing and other vacant property costs.
Net Liquidity	Net Liquidity or Net Financial Position is the effective Net Debt of the Company.
Net Stabilised Rent	Corresponds to Gross Stabilised Rent for the period less service charge expenses and other non-recoverable property operating expenses such as insurance, real estate taxes, marketing and other vacant property costs.
Pavilion	Pavilion is the property complex located in Milan, Piazza Gae Aulenti 10, acquired on November 23 rd , 2018 by COIMA RES.
Pirelli 32	Pirelli 32 is the real estate complex located in Milan, Via Pirelli 32, in Porta Nuova district, acquired by Feltrinelli Porta Volta on March 30 th , 2022.
Porta Nuova Bonnet	Fund established on October 20 th , 2016, of which COIMA RES owns 35.7%.
Pro-quota	The information presented on a “pro-quota” basis is calculated considering the effective ownership by COIMA RES of the different real estate assets, an approach similar to the proportional consolidation.
Promote Fee	Performance fee payable by COIMA RES to SGR, related to the Asset Management Agreement.
Qatar Holding	Qatar Holding LLC, with headquarters in Doha, Qatar, Q-Tel Tower, PO Box 23224, authorized by the QFC Authority with license no. 00004, wholly owned by Qatar Investment Authority, a sovereign fund of the State of Qatar. Qatar Holding LLC carries out, in particular, support activities to the Qatar Investment Authority with regard to the development, investment and management of the funds of the State of Qatar, though, in particular, the evaluation, sale and management of forms of investment of any kind nature, carrying out any functional activity for this purpose.
Recurring FFO	Calculated as FFO adjusted to exclude non-recurring income and include non-recurring expenses.
Sarca	Sarca is the building located in Milan, Viale Sarca 235, sold on August 5 th , 2021, by COF I.
Shareholder Return	Shareholder Return means, in respect of each Accounting Period, the sum of (a) the change in the EPRA NAV of the Company during such year less the net proceeds of any issues of ordinary shares during such year; and (b) the total dividends (or any other form of remuneration or distribution to the shareholders) that are paid in such year.
Shareholder Return Outperformance	The amount in euros for which the Shareholders Return is higher than a level that would have produced a specific Shareholder Return.
SIINQ	Unlisted real estate investment company regulated by article 1, paragraph 125 of the Finance Act 2007.
SIIQ	Listed real estate investment company regulated by article 1, paragraphs 119-141-bis of the Finance Act 2007.
Tocqueville	Tocqueville is the property located in Milan, Via A. Tocqueville, acquired on July 27 th , 2018, by COIMA RES.
Weighted Average Debt Maturity	It is the length of time the principal of a debt issue is expected to be outstanding. The average life is an average period before a debt is repaid through amortisation or sinking fund payments.

Value-add	This type of assets includes properties undergoing redevelopment and refurbishment, usually vacant or with high rate of vacancy. Compared to the core category, value added real estate has a medium-high risk profile and is expected to generate returns through real estate value appreciation over time.
------------------	--