

KOJ YOG ENGINEER! ENGINEER NTAWM HMOOB DAB NEEG NTAUS



Nyem rau QR code
kom paub txog cov
yeeb yaj kiab hauv
tshuab mus saib tau
cov yeeb yaj duab
ntaus ntawv



PENDULUM UA HAUJLWN LEVER, Nplooj 1



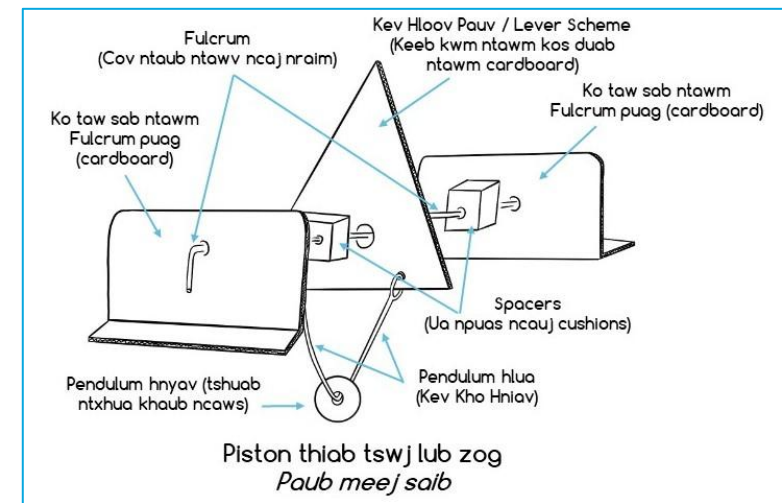
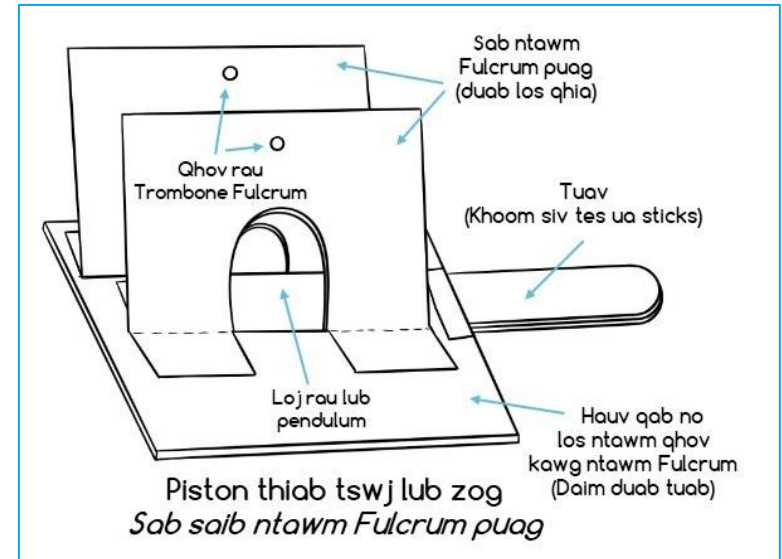
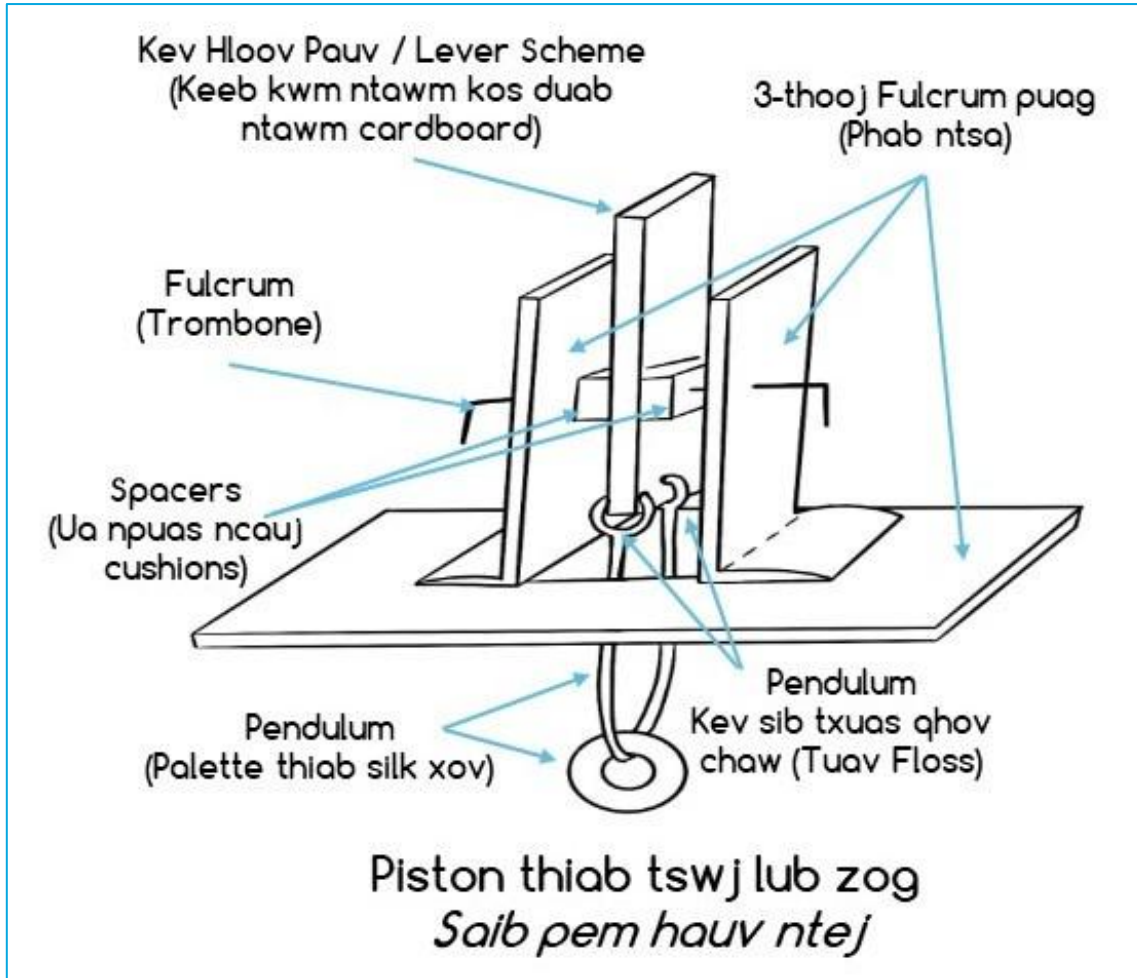
General ntaus ntawv physics

- Hloov **daim duab / lub zog tig** ib ncig ntawm qhov nruab nrab ntawm daim ntawv **clip-puab taw tes**.
- Lub viav vias ntawm daim ntawv xov tooj yog **tuav nyob** rau hauv qhov chaw los ntawm **3-qhov pedestal puag**, ob sab ntawm uas zaum ntawm lub hauv paus tiaj tus.
- Lub **pendulum** rau nws ib feem yog tsau nyob rau hauv pem hauv ntej thiab ntawm ib kawg ntawm lub lever.
- Lub **pendulum** hloov qhov hnyav ntawm **lub zog**, ua rau nws txav mus los.

Cov khoom siv thiab muaj peev xwm xaiv tau



PENDULUM UA HAUJLWN LEVER, Nplooj 2




4 TXUAS BAR PARALLEL MOTION APPARATUS, Nploodj 1



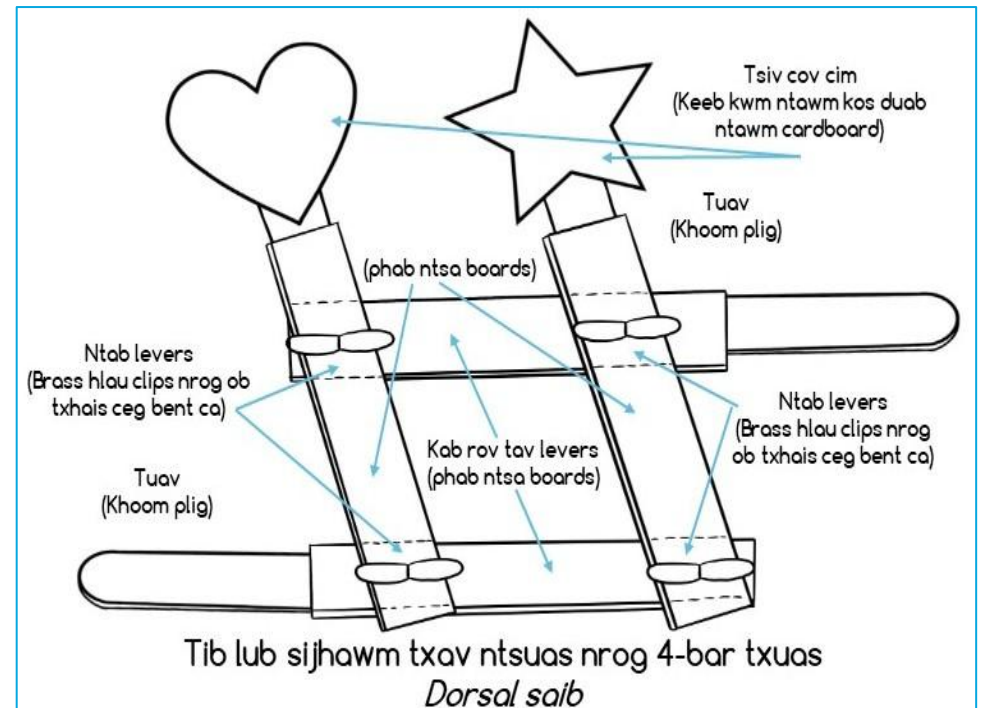
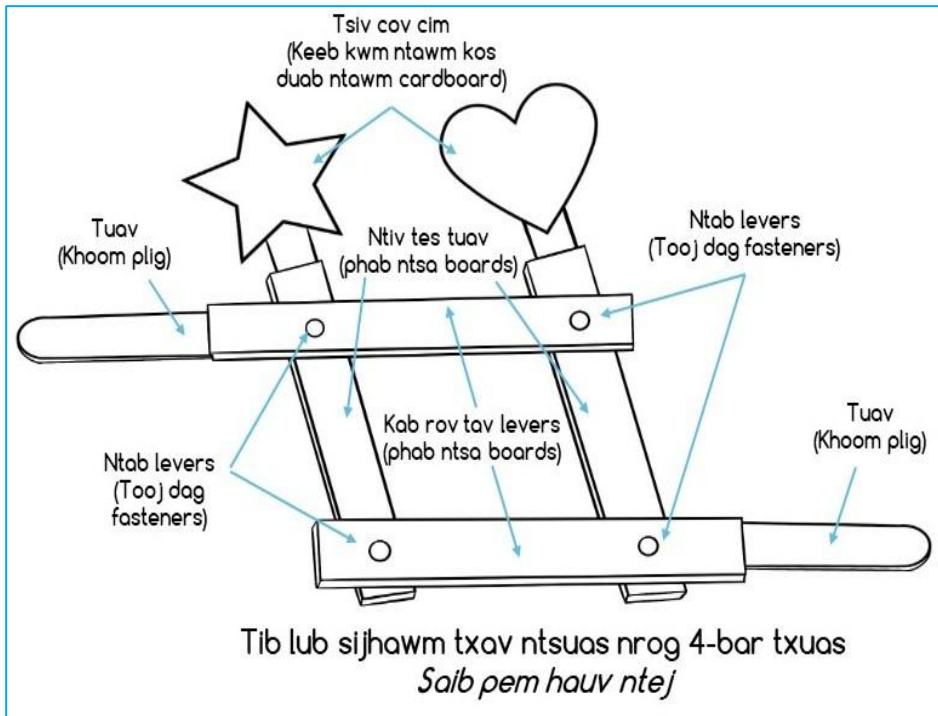
General ntaus ntawv physics

- Strips ntawm ntaub muab tso rau hauv ib lub square ua raws li **levers**. Ob daim ntawv ntawm cov duab los qhia yuav muab tso rau kab rov tav. Lwm qhov ob yuav tsum tau muab tso rau hauv vertically.
- Brass clips koom nrog cov roj hmab bands ua ke thiab ua **raws li ntab pivots** cia cov **levers** tig saum lawv.
- Lub zog txav thiab rub tawm **ntawm cov nyees** khawm kab rov tav xa cov dynamics mus **rau cov nyees** khawm ntsug kom cov **cim txav**.



Cov khoom siv thiab muaj peev xwm xaiv tau



4 TXUAS BAR PARALLEL MOTION APPARATUS, Nplooj 2



CAM THIAB CAM NRHIAV COV CUAB YEEJ, Nplooj 1



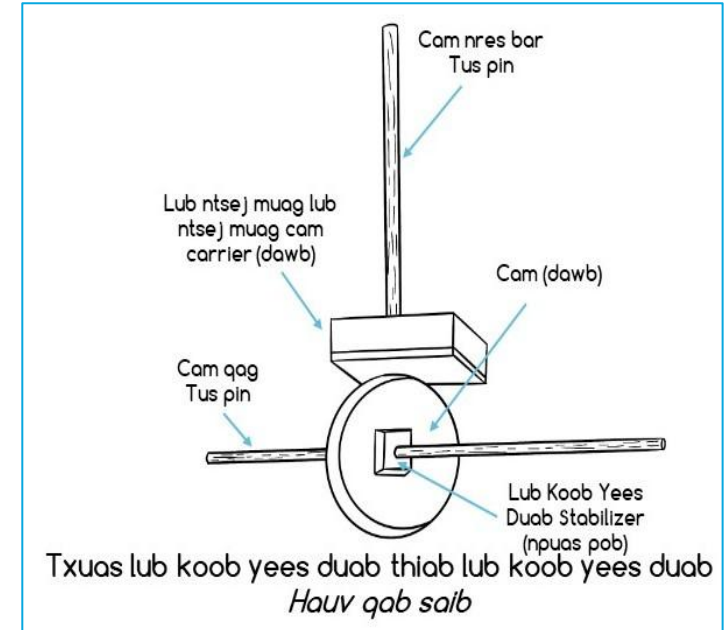
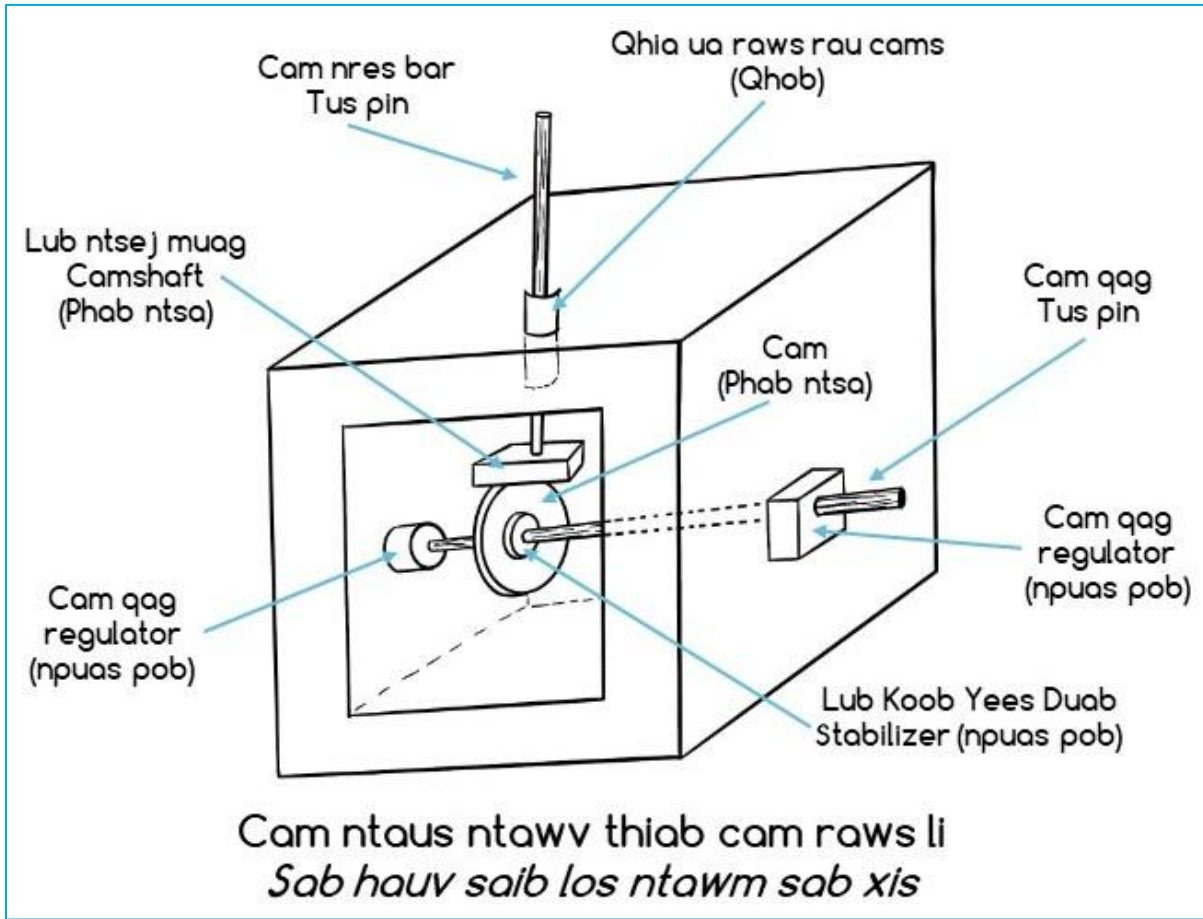
General ntaus ntawv physics

- Cov menyuam yog nyob ntawm lub **cam**. Thaum koj crank, lub **cam** rotates thiab nce lub **cam follower**.
- Cov menyuam **sawv cev rau kev** txav ntawm kev sib hloov, qhovntsej thiaj tsis mob thiab nce, lossis ob qho tib si tig. Txoj kev txav mus los yog nyob ntawm cov duab ntawm lub chamber thiab txoj haujlwm ntawm lub **axis**.
- Thaum koj txuas cov ntsiab lus ntawm koj zaj dab neeg mus rau sab saum toj **ntawm lub cam**, cov ntsiab lus sway thiab coj cov qauv dab neeg mus rau lub neej.

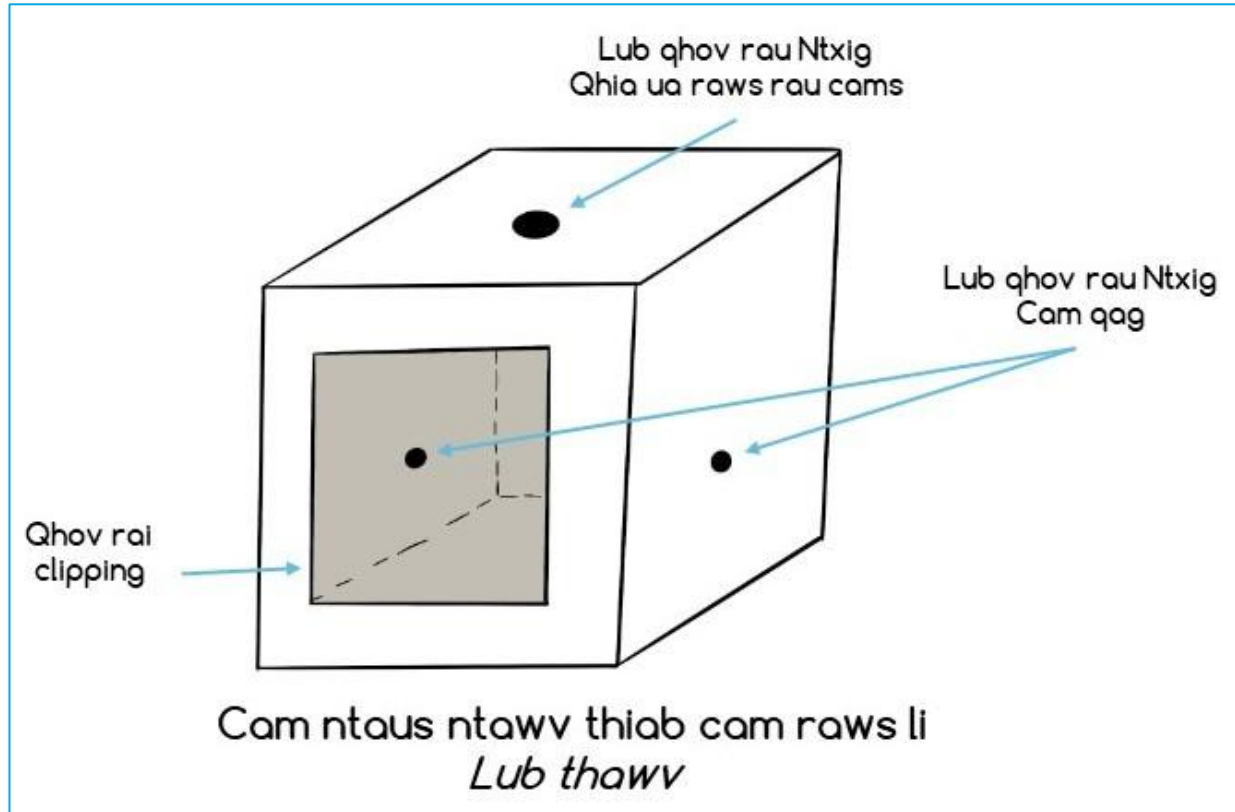
Cov khoom siv thiab muaj peev xwm xaiv tau



CAM THIAB CAM NRHIAV COV CUAB YEEJ, Nplooj 2

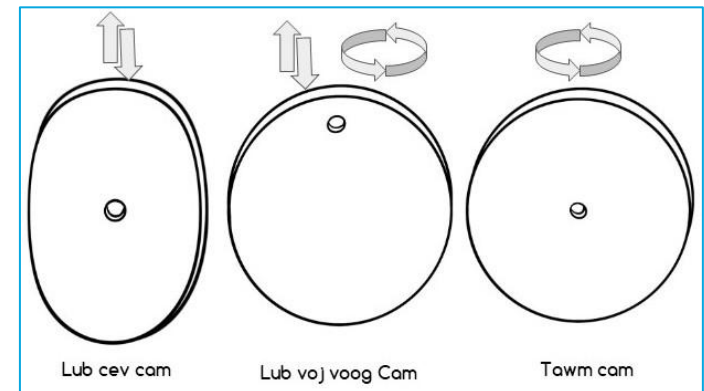


CAM THIAB CAM NRHIAV COV CUAB YEEJ, Nplooj 3

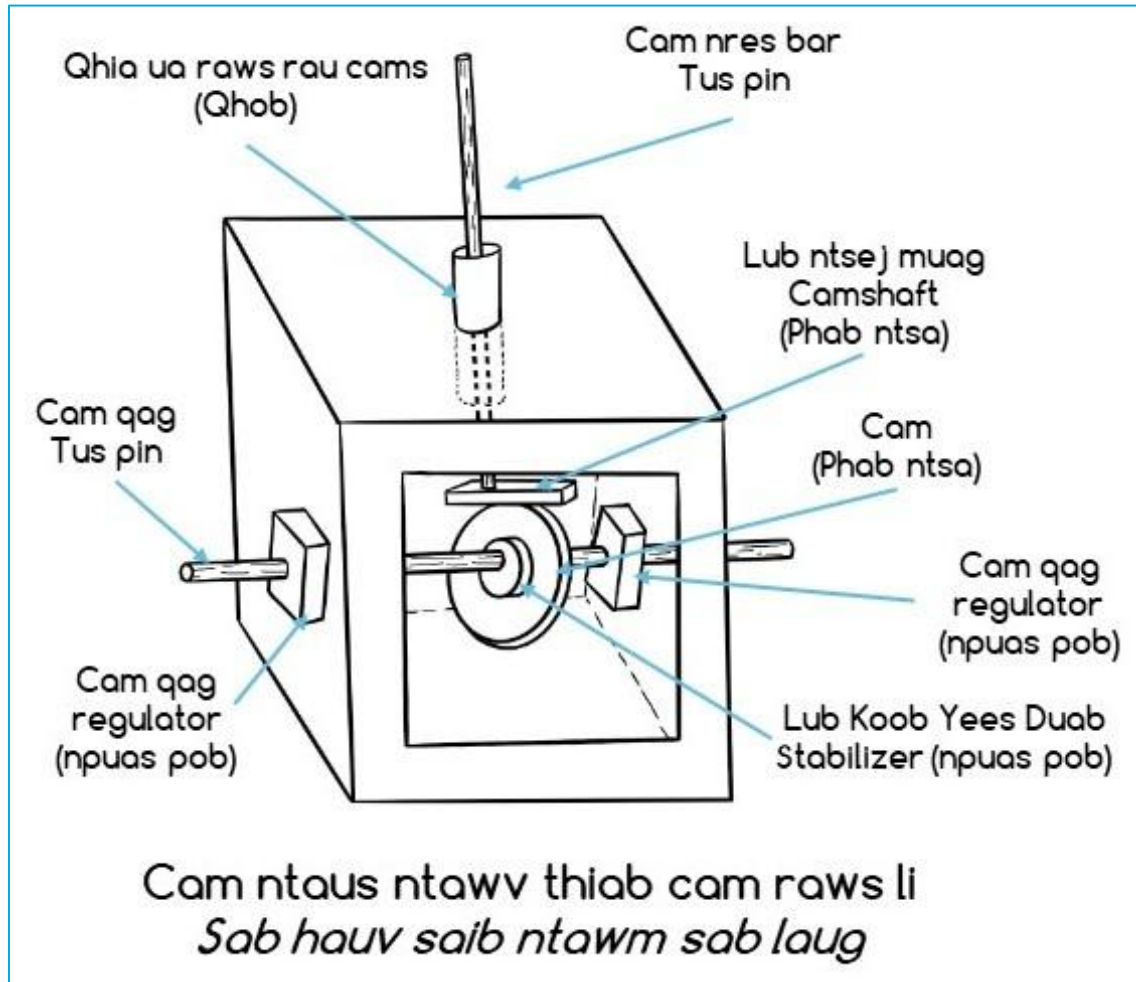


Tsim lub cam

- Cov **cams** puag ncig uas nws lub hauv paus **axis** nyob rau sab ntawm lub cam follower ua haujlwm lub **cam follower** module.
- Oval **cams** nrog lub nruab **nraib** qag nce thiab txo cov **cam follower**.
- Round ncej **cams** nrog ib tug off-center ncej **txav lub** roller nce thiab nqis thiab tig nws.



CAM THIAB CAM NRHIAV COV CUAB YEEJ, Nplooj 4



Lub tsev tswv yim

- Ib qho kev **qhia ua rau** lub straw luv tuaj yeem tiv thaiv **lub plunger los** ntawm wobbling los yog poob ntawm lub **cam**.
- Lub **cam follower** yuav xav tau ntau ballast kom nyob twj ywm.
- Cov khoom siv polyethylene tuaj yeem siv los xyuas kom muaj kev ruaj ntseg **ntawm cov ncej**, lub cam thiab lub **cam txawb**.
- Raws li ib tug engineer, koj tsim lub zog uas lub **cam** thiab **nws cov menyuam** yuav tsim.

