

SCIENCE MUSEUM OF MINNESOTA

SOCIAL NARRATIVE

OMNITHEATER



GENERAL EXPECTATIONS

- I will use my indoor voice when I am in the exhibit galleries and the Omnitheater.
- I will stay with my group while I explore the exhibits.
- I will take turns and share the exhibits with other people.


OMNITHEATER | LEVEL 5

DO YOU OFFER NOISE-DAMPENING HEADPHONES?



We have a variety of tools available to help our visitors with sensory issues have a fun and fulfilling visit. At the exhibit entrance, ask our staff for sound-dampening headphones, a timer, or a kit containing headphones, fidgets, gloves, and sunglasses.

I WILL SCAN MY TICKET

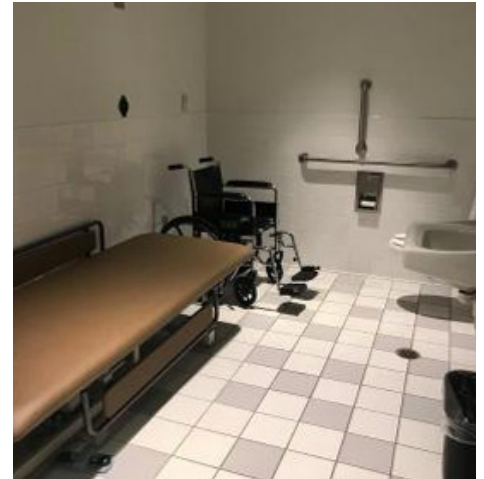



I will go to the Omnitheater Main Entrance on level five. I will scan my ticket at the scanner or have someone else help me scan my ticket.


OMNITHEATER | LEVEL 5

RESTROOMS

All restrooms are equipped with automatic soap dispensers, faucets, paper towel dispensers, and handle-flush toilets (lobby restrooms have sensor-flush toilets). All-gender and family restrooms are located on level four near the RACE exhibit. Infant changing stations are located in the restrooms near the Exhibit Elevators on each floor. An adult changing station is also available on level two upon request. To access it, please ask a staff member for assistance.





ENTERING THE OMNITHEATER



When it is time to go into the Omnitheater, I can turn LEFT or RIGHT. I will move to the door marked ENTRANCE.

OMNITHEATER | LEVEL 5

ENTERING THE OMNITHEATER



As I enter the Omnitheater, the light levels will be low and colorful.

I will see blue lights on the floor.

I will follow the blue lights around to the steps at the front of the theater.

Above me is the large, blue dome screen.

I will move carefully up the stairs to find a seat.


OMNITHEATER | LEVEL 5

FINDING MY SEAT



If I wish to be fully immersed in the movie, I can sit in the lower deck.

If I experience motion sickness, I can sit high up in the upper deck.



I will find my seat that is listed on my ticket.

The mid-deck has two exits on either side of the theater. I can use these exits at any time during the movie to use the restroom or to leave the theater.

OMNITHEATER | LEVEL 5

I CAN WATCH THE DOME SCREEN ROTATE



Before the show begins, I might be able to watch the dome screen rotate slowly into position.

The dome screen will set down in front of me. Sometimes the dome screen will already be down when I enter.

An announcement will play and ask me to silence my cell phone. Then the movie will begin.

EXITING AFTER THE MOVIE HAS FINISHED



I can use the exits on the mid-deck to exit the Omnitheater after the movie.



I will follow the exit signs through the double doors.



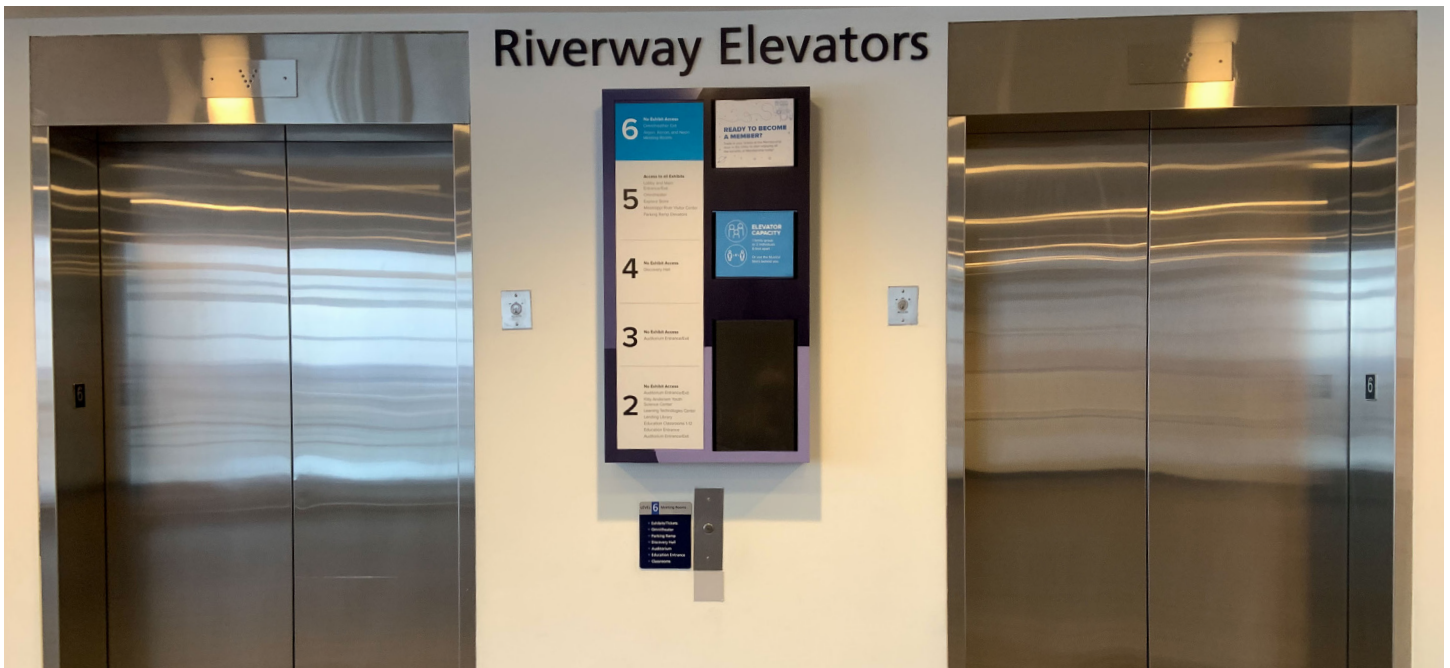
If I wish to return to level five, I will turn left and move across the balcony. I will see the sign: Riverway Elevators to Lobby.

OMNITHEATER | LEVEL 6

EXITING AFTER THE MOVIE HAS FINISHED



I can use the stairs to return to Level 5.



I can use the stairs to return to level five. Or I can use the elevators to return to level five.
The exhibits entrance is on level five.

THANKS FOR VISITING!


Feedback about this guide is welcome! Please contact Ronda Maurer at rmauer@smm.org with suggestions, comments, or questions.

**THE NEXT PAGES
ARE ABOUT ENTERING
THE OMNITHEATER
USING LEVEL SIX.**

OMNITHEATER | LEVEL 5



After my ticket is scanned, I can turn around and move toward the roaring polar bear by the Explore Store.



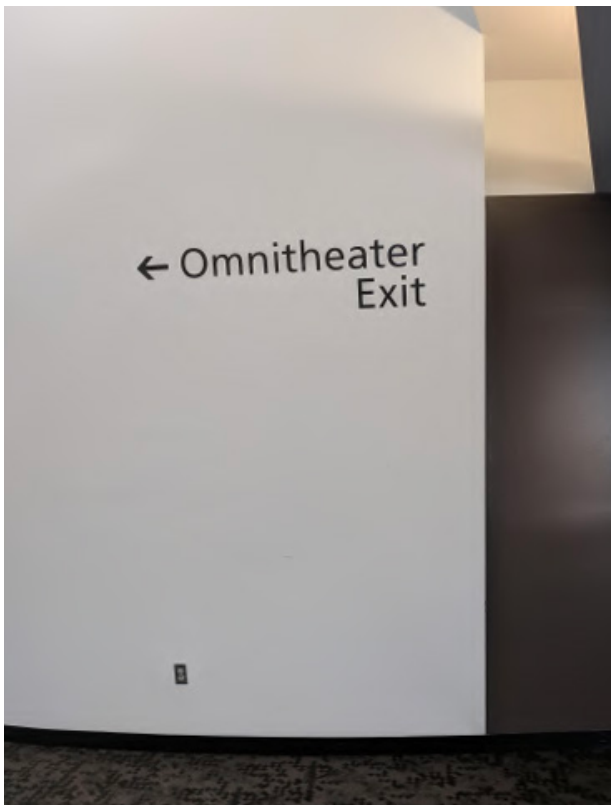
I can use the Musical Stairs that are beside the roaring polar bear to go to level six.



Or I can use the elevators located behind me to go to level six.

OMNITHEATER | LEVEL 6

ENTERING THE OMNITHEATER




When I arrive on level six, I will look left and follow the Omnitheater Exit sign. I will move across the balcony.



I will look for the Omnitheater Exit sign and enter the Omnitheater level six lobby through the open double doors.

OMNITHEATER | LEVEL 6

ENTERING THE OMNITHEATER



I can use the restrooms on either side of the Lobby.

After a staff member tells me I can enter the Omnitheater, I can enter on the left or right.

EXITING AFTER THE MOVIE HAS FINISHED



I can use the exits on the mid-deck to exit the Omnitheater after the movie.



I will follow the exit signs through the double doors.



If I wish to return to level five, I will turn left and move across the balcony. I will see the sign: Riverway Elevators to Lobby.

OMNITHEATER | LEVEL 6

EXITING AFTER THE MOVIE HAS FINISHED



I can use the stairs to return to Level 5.



I can use the stairs to return to level five. Or I can use the elevators to return to level five.
The exhibits entrance is on level five.

THANKS FOR VISITING!

Feedback about this guide is welcome! Please contact Ronda Maurer at rmauer@smm.org with suggestions, comments, or questions.