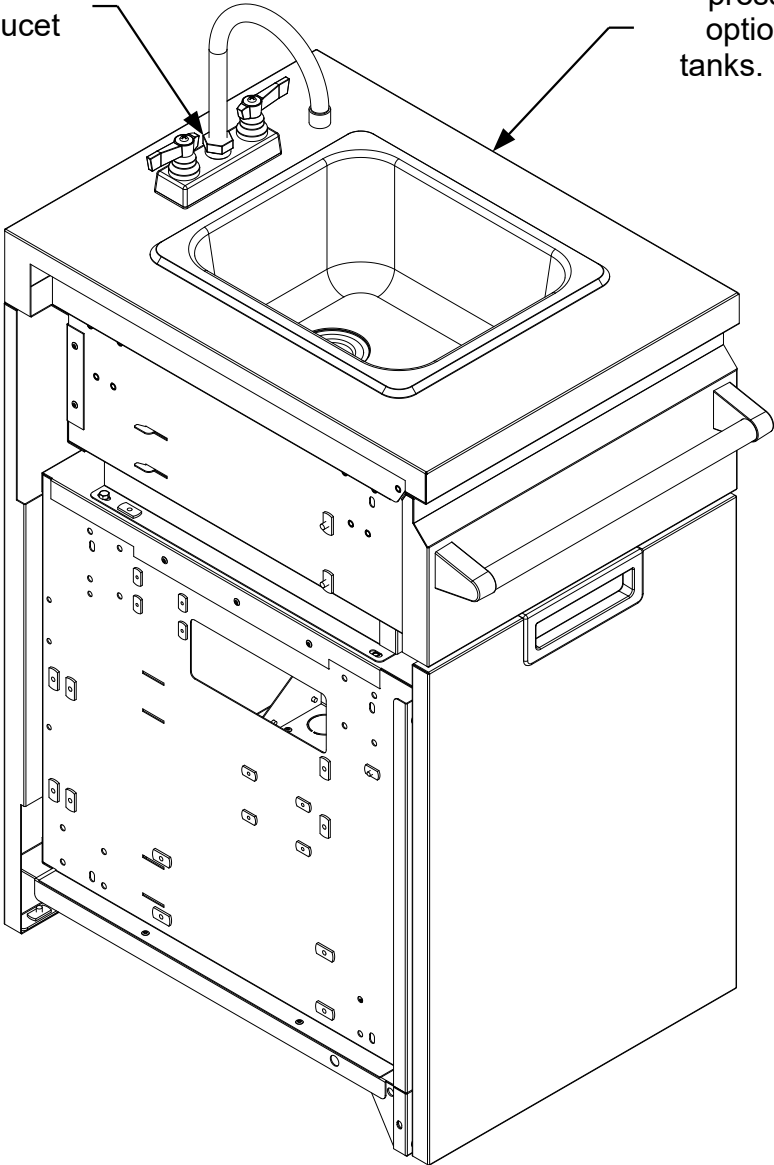


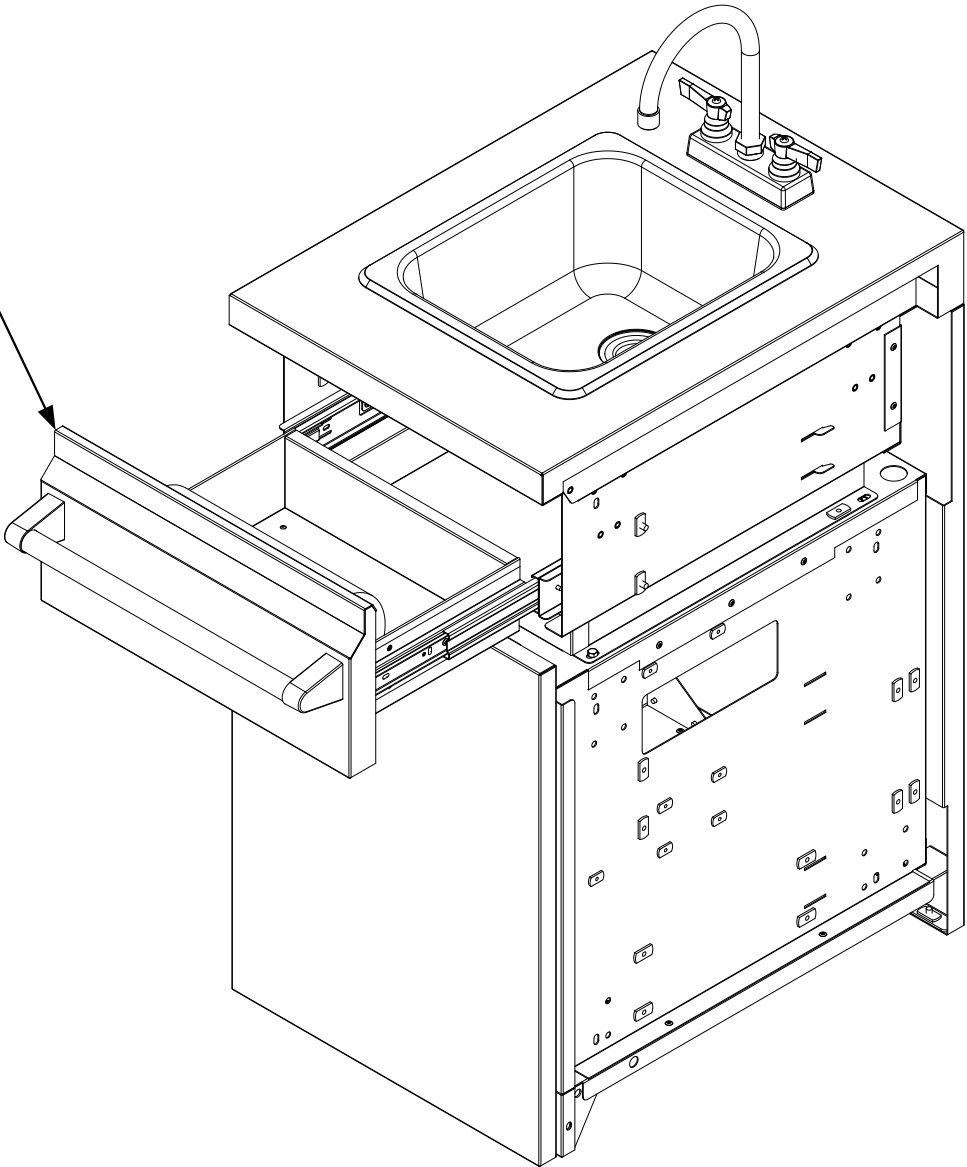


Standard faucet shown. Cabinet will support other faucet options

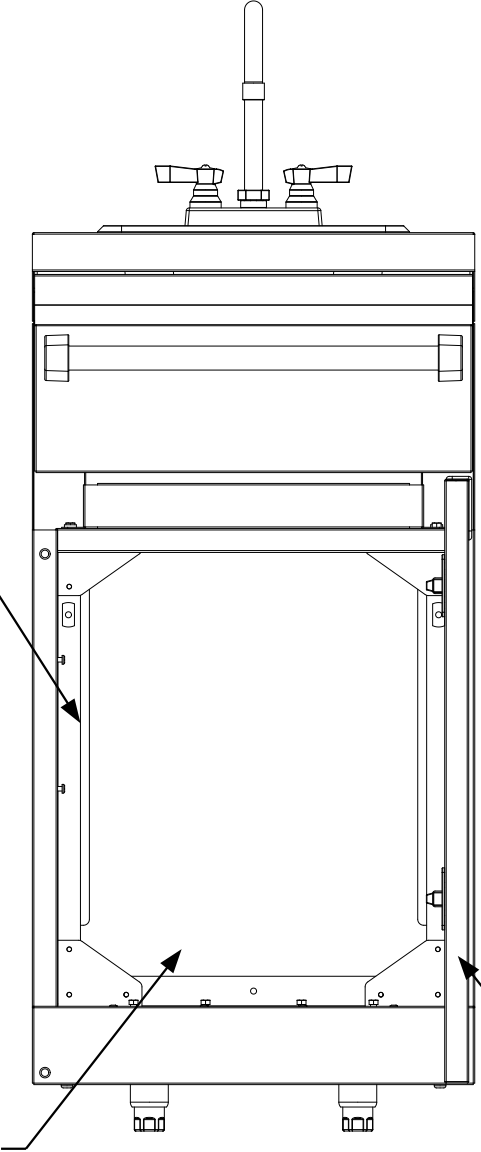


The sink option as shown is for direct connection to a pressurized water supply. If not connecting directly to a pressurized water supply, the ICM-WBS storage cabinet option is available with removable fresh and waste water tanks. It is also supplied with an electric water pump to draw water from the freshwater tank to the faucet.

Pull out drawer with paper towel holder



Electrical Outlet with GFCI



Storage area below the sink. Optional drawer configurations are available at the time of ordering or can be installed at a later date.

Door shown with righthand mounting option. Door hardware can be switched for lefthand mount.

REVISION HISTORY

REV	DESCRIPTION	DATE	APPROVED
-	Engineering Release	01/01/2020	Todd Stone

CROWN VERITY

37 Adams Blvd., Brantford, Ontario, N3S 7V8
P: (519) 751-1800 www.crownverity.com

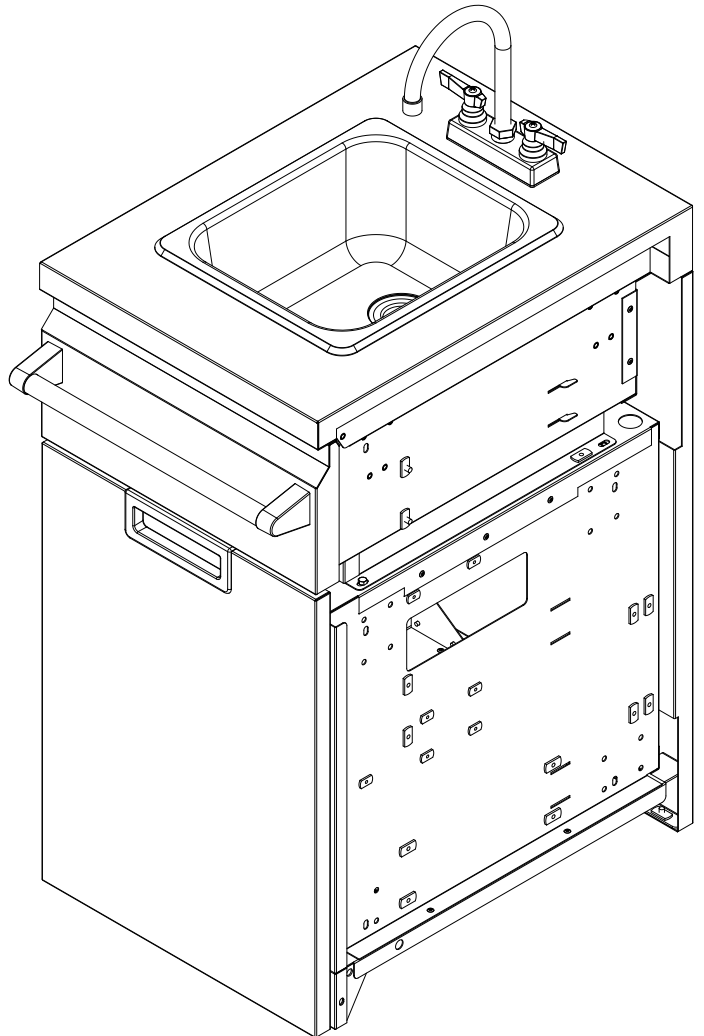
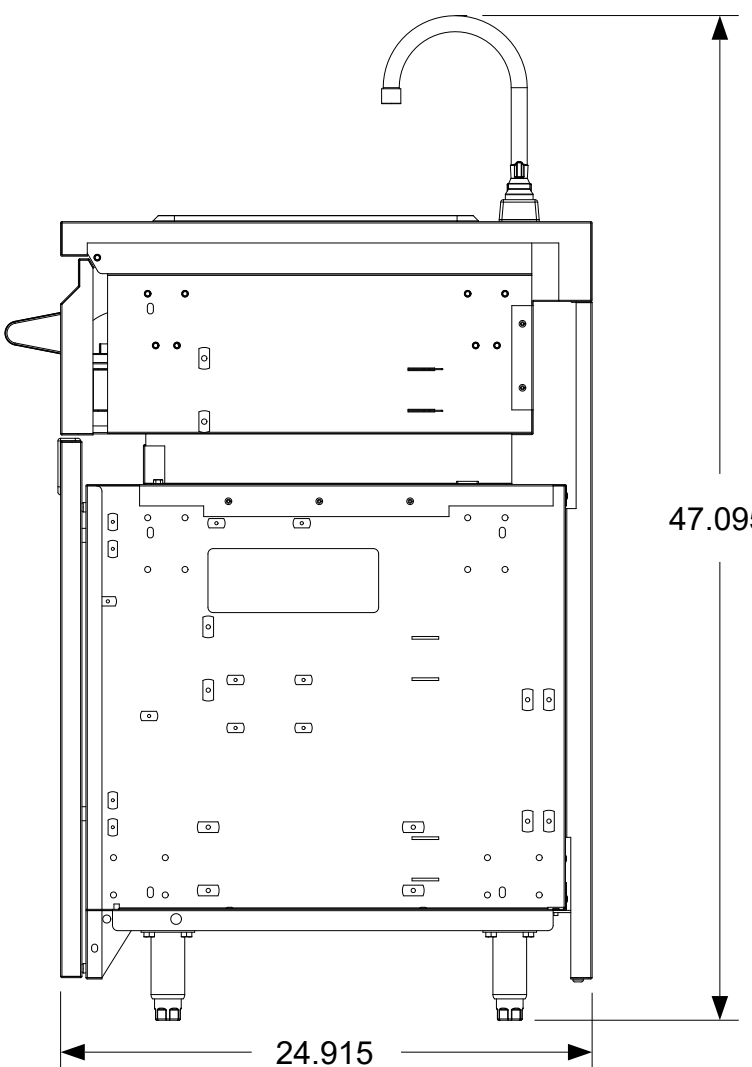
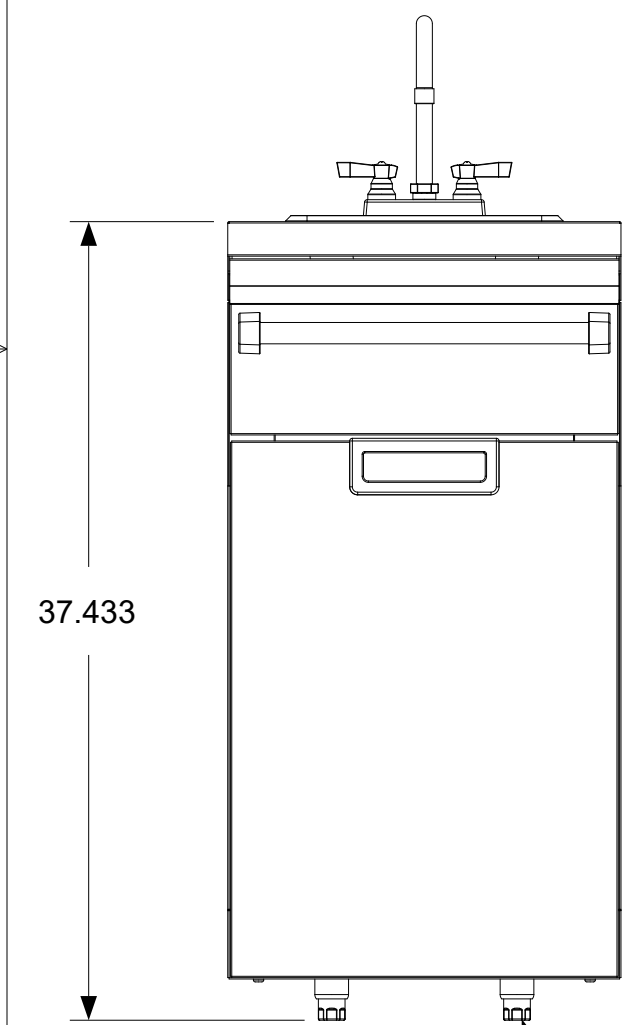
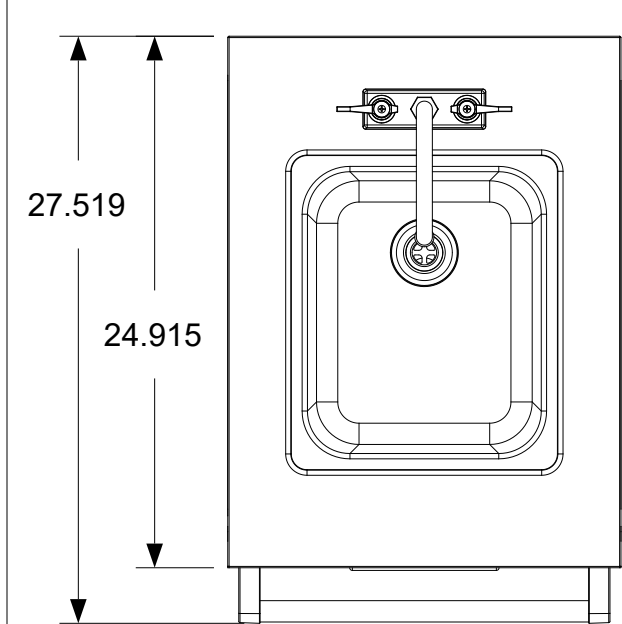
TITLE Infinite Series Cabinet Module with Sink

SIZE	Customer	DWG NO	REV
B	Crown Verity	ICM-SK-XX	-

SCALE	1:8	01/01/2020	SHEET	1 of 3
-------	-----	------------	-------	--------

Gauge	N/A	Dimensions are in inches Linear Tolerance: +/- .015 Bend Tolerance: +/- .020 Angular Tolerance: +/- 0.5 Radial Tolerance: +/- .005
Weight (Kg)	N/A	
K Factor	N/A	
Finish	#4	
Material	SS 304	DRAWN BY: Todd Stone





REVISION HISTORY			
REV	DESCRIPTION	DATE	APPROVED
-	Engineering Release	01/01/2020	Todd Stone

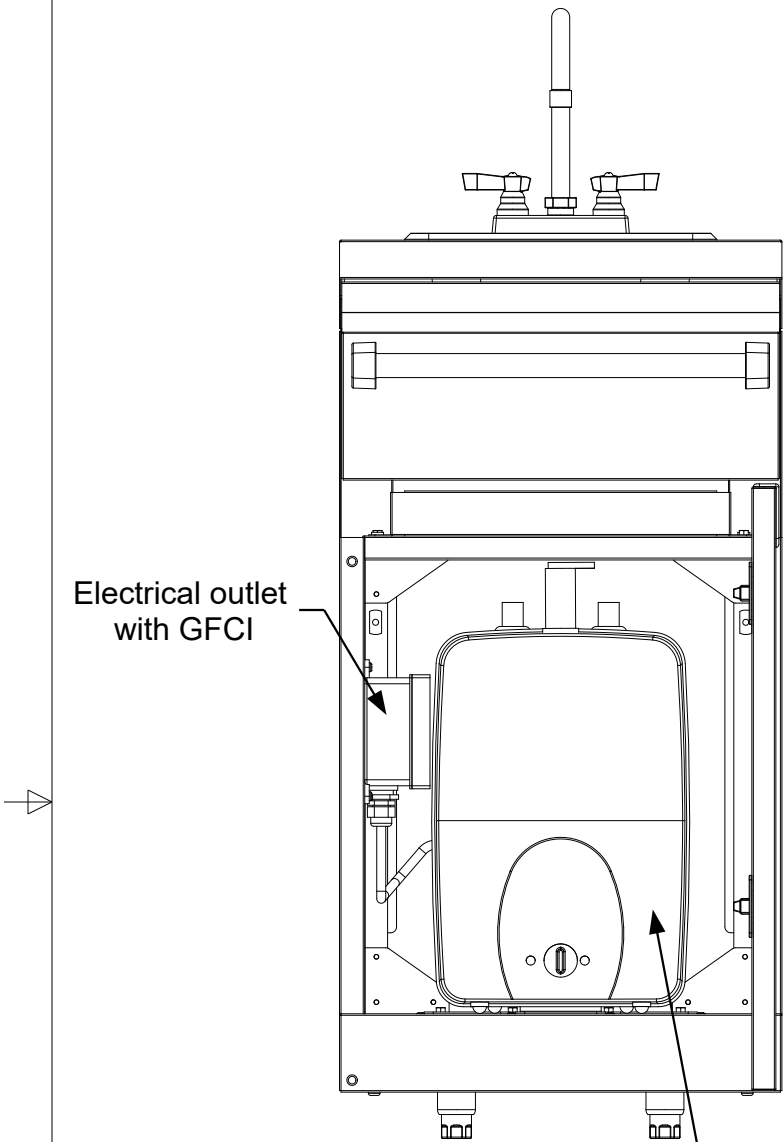
Adjustable leveling leg shown at lowest setting. Adjustment range is 2.125 inches.

Junction box for electrical connections is located behind the removable back panel. It is supplied with all hot water tank options and for the non pressurized cold water versions to power the water pump. A section of the back panel has been removed for clarity.

Gauge	N/A	Dimensions are in inches Linear Tolerance: +/- .015 Bend Tolerance: +/- .020 Angular Tolerance: +/- 0.5 Radial Tolerance: +/- .005
Weight (Kg)	N/A	
K Factor	N/A	
Finish	#4	
Material	SS 304	
DRAWN BY: Todd Stone		

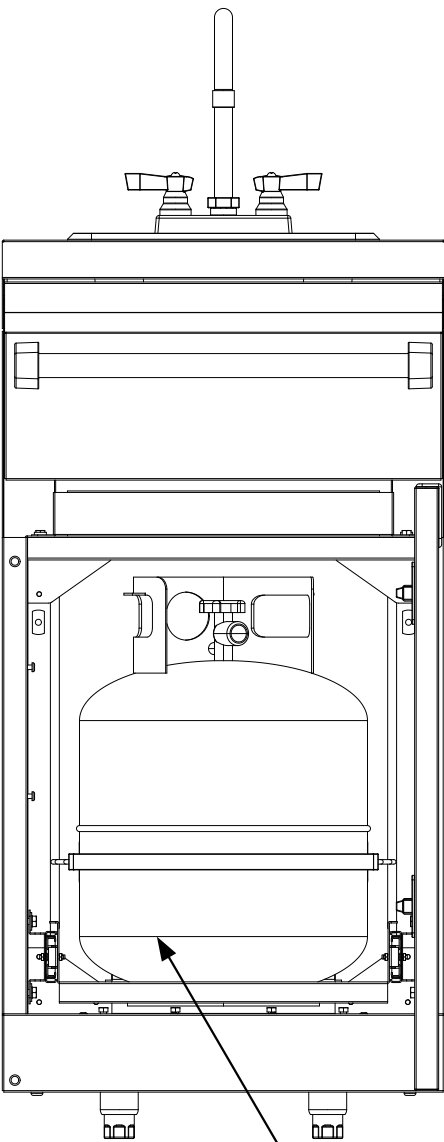
CROWN VERITY			
37 Adams Blvd., Brantford, Ontario, N3S 7V8 P: (519) 751-1800 www.crownverity.com			
TITLE		Infinite Series Cabinet Module with Sink	
SIZE	Customer	DWG NO	REV
B	Crown Verity	ICM-SK-XX	-
SCALE	1:9	01/01/2020	SHEET 2 of 3

REVISION HISTORY			
REV	DESCRIPTION	DATE	APPROVED
-	Engineering Release	01/01/2020	Todd Stone

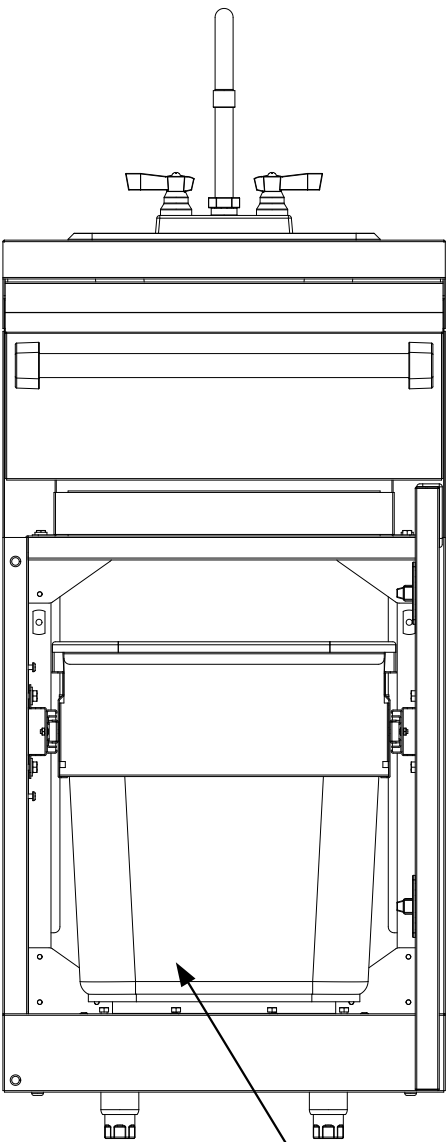


Electrical outlet
with GFCI

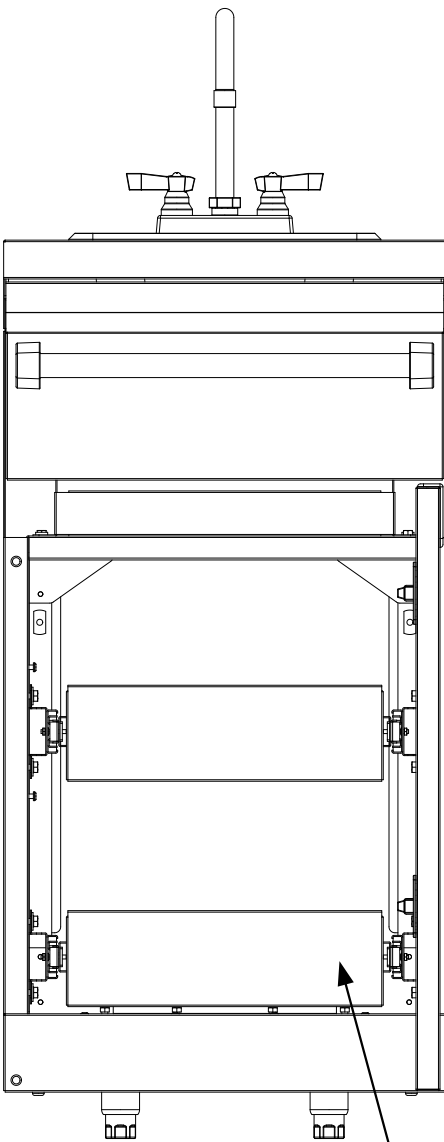
Storage area below the built-
in sink shown with optional
hot water tank ICM-SK-WH



Storage area below the built-in sink
shown with optional propane tank
drawer ICM-SK-PH



Storage area below the built-in sink
shown with optional garbage drawer
ICM-SK-GH



Storage area below the built-in sink
shown with optional utility drawer. The
cabinet can accommodate a single
drawer ICM-SK-1D or dual drawer ICM-
SK-2D as shown.

CROWN VERITY

37 Adams Blvd., Brantford, Ontario, N3S 7V8
P: (519) 751-1800 www.crownverity.com

TITLE			
Infinite Series Cabinet Module with Sink			
SIZE	Customer	DWG NO	REV
B	Crown Verity	ICM-SK-XX	-
SCALE	1:8	01/01/2020	SHEET 3 of 3

Gauge	N/A	Dimensions are in inches Linear Tolerance: +/- .015 Bend Tolerance: +/- .020 Angular Tolerance: +/- 0.5 Radial Tolerance: +/- .005
Weight (Kg)	N/A	
K Factor	N/A	
Finish	#4	
Material	SS 304	DRAWN BY: Todd Stone