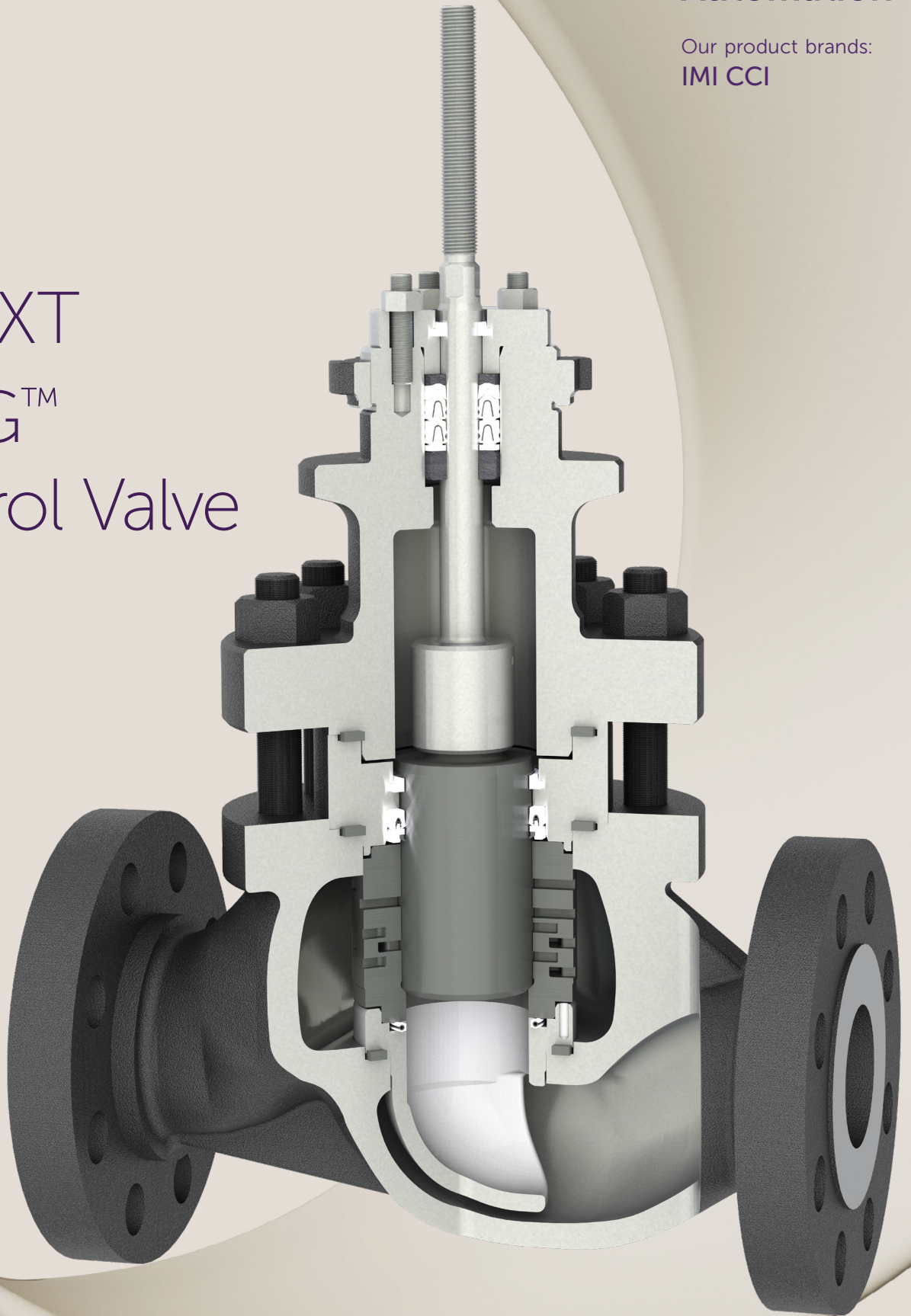




Process  
Automation

Our product brands:  
IMI CCI

100DXT  
DRAG™  
Control Valve



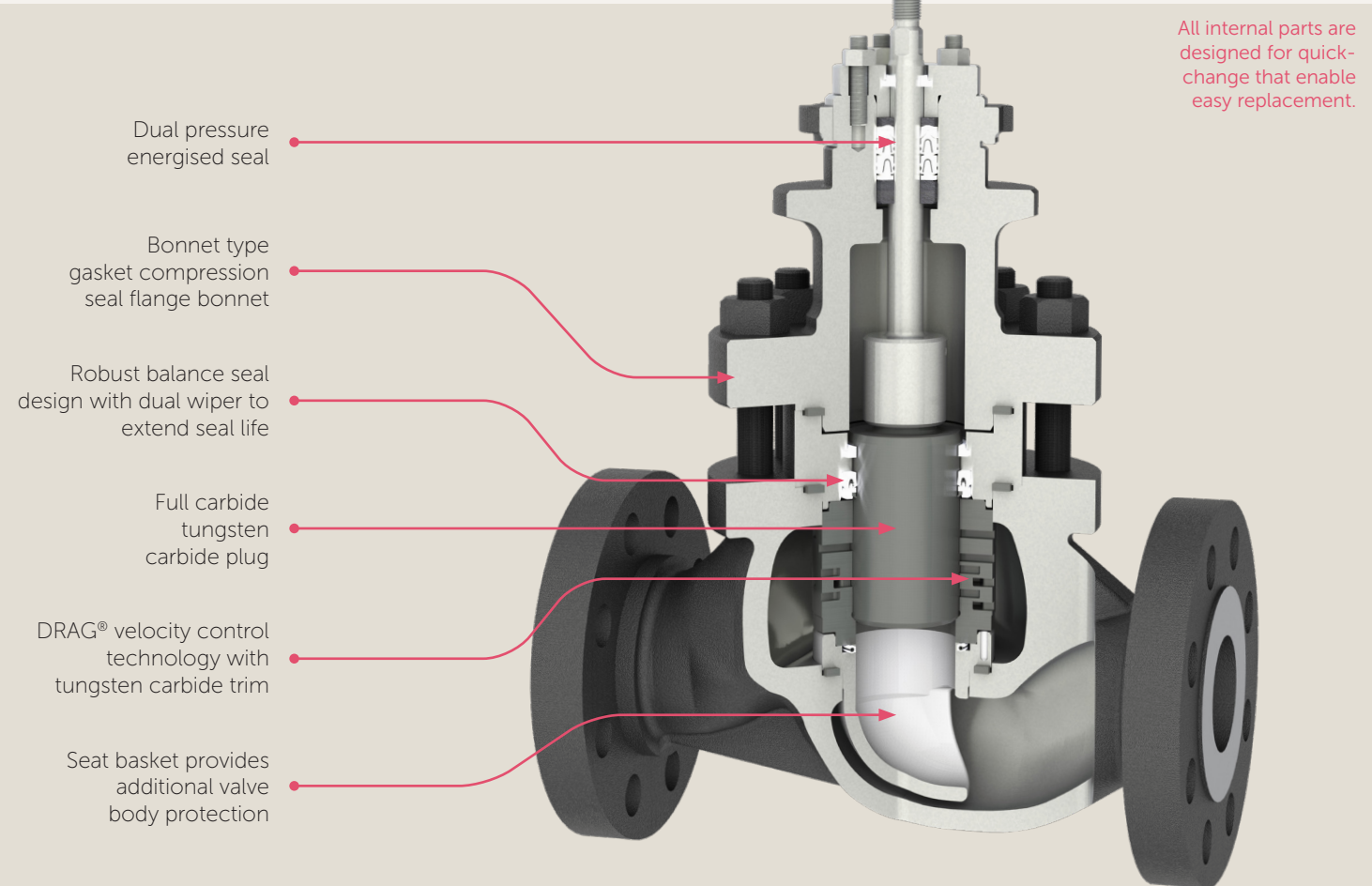
Breakthrough  
engineering for  
a better world

# 100DXT

DRAG™ control valve optimised to provide you with extended life for challenging process control environments in the oil and gas sector.

When your production operations are faced with erosion, the 100 DXT offers you extended operational uptime through our use of DRAG™ technology and tungsten carbide trim. Our trims are designed to handle fluids with entrained solids such as sands and other production byproducts that cause trims to wear. By applying our expertise to this problem we have developed the 100DXT to prevent early wear by highly effective control of fluid velocities through the valve.

DRAG® Trim designs are engineered for severe service conditions including high pressure liquid and gas service. Designed to withstand entrained solids, sand, and aggressive fluids, it features DRAG® velocity control and solid tungsten carbide trim components to resist erosion, vibration, and noise. The valve offers multi-stage pressure letdown ensuring good control and long service life.




The 100 DXT is compatible with a range of actuators. All our actuation technology shares the same mounting configuration, allowing it to be replaced without the need to remove trim.

<b>Standard Materials</b>	Body / Bonnet*	A352-LCB	*Other material are available upon request
	Stem	17-4PH H150M	
	Plug / Disk Stack	Solid Tungsten Carbide	
	Pressure Boundary seal	300 SS/Graphite	
	Trim Seals	Pressure-energized PTFE (no elastomers)	


**Trim design options**

**DRAG®**  
All DRAG® trim for wells that have long periods of high pressure operation. When pressures eventually decay the DRAG® & Cage trim can be installed for high capacity.




---

**Hybrid**  
Hybrid DRAG® and cage technology provides stages for high pressure drops and a cage for lower pressure free flowing conditions

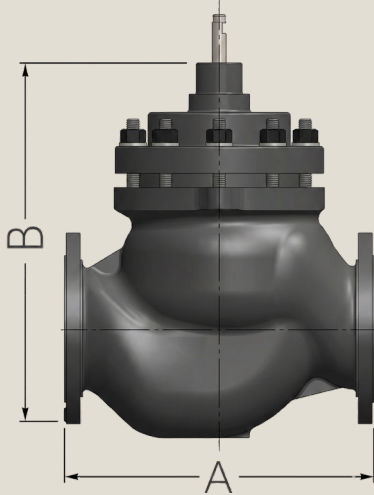


---

**Cage**  
Cages provide high capacity when well pressures have decayed and single stage cage performance is sufficient.



Sizes, pressure classes and face to face dimensions



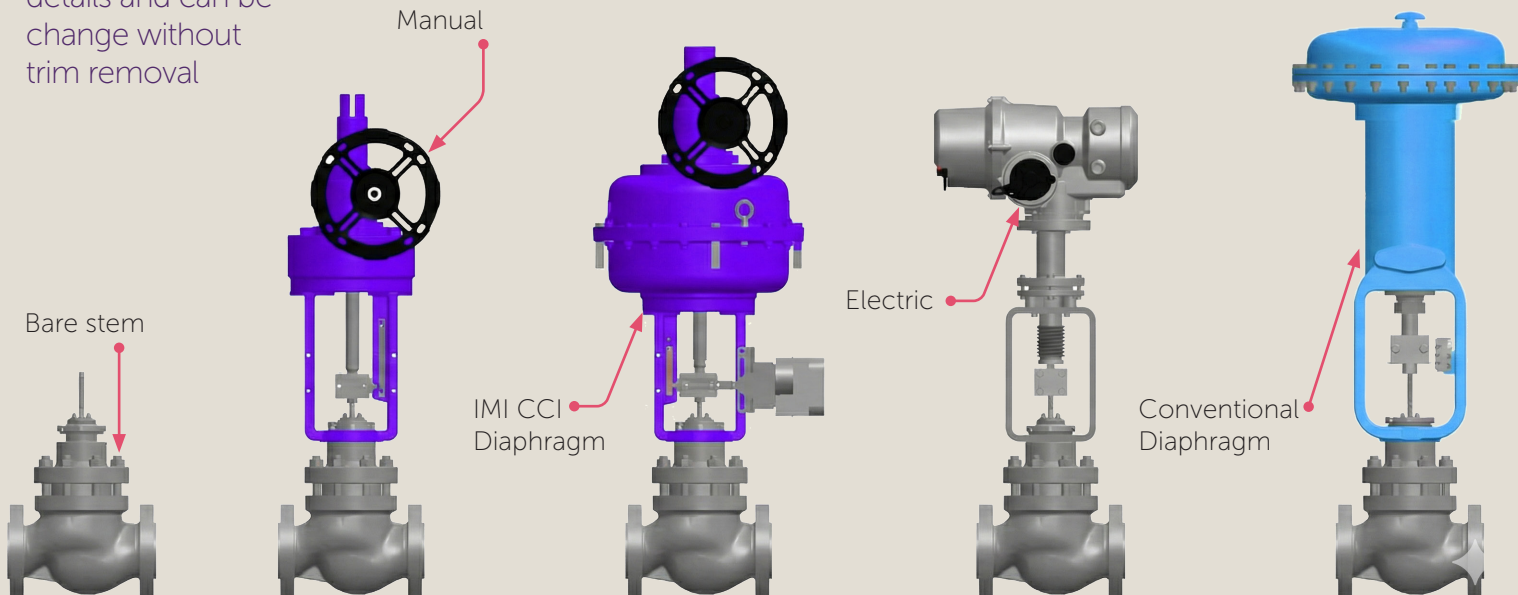
Rating	300#	600#
Dimension	A	A
End connection	RF	RF
2	267	286
3	318	337
4	368	394

- Certifications
- Valve design to ASME B16.34, latest edition
  - Wetted parts per NACE Standard ISO 15156
  - Canadian registration number

	Valve Size	ANSI Rating	DRAG	Hybrid	Cage
Maximum valve flow capacity	2"x2"	300 # / 600 #	25	35	40
	3"x3"	300 # / 600 #	55	65	90
	4"x4"	300 # / 600 #	85	120	150

Other trims designs are available, or customs designs can be created based on applications.

All actuators have the same mounting details and can be change without trim removal



# Process Automation

The information in this brochure is provided for general informational purposes only. Specifications for products and services are subject to change without prior notice. IMI plc and its subsidiaries own all product brands mentioned herein.

IMI makes no warranties or representations about the accuracy or completeness of the content in this brochure and assumes no liability for any errors or omissions it may contain. We reserve the right to modify, enhance, or discontinue any product or service described herein without prior notification.

## IMI CCI

### IMI Process Automation Japan

7-3-6 Minatojima Minamimachi, Chuo-ku,  
Kobe 650-0047, Japan  
Tel: +81 (0)78 277 1880  
Fax: +81 (0)78 277 1881

[www.imiplc.com/process-automation](http://www.imiplc.com/process-automation)

01125.01/26en

