


# Seasonal car maintenance checklist: Spring

Focus your spring car care on bringing performance back to optimal after a long winter that can put stress on your car.


## Spring car tire maintenance

- Take off winter/snow tires, studded tires, or chains, and reinstall your all-season tires.
- Check your tire tread depth. Replace your tires if they measure at or below 4/32".
- Have your tires rotated and aligned.
- Inspect your spare tire and inflate if needed.
- Measure and adjust your tire pressure as temperatures change.



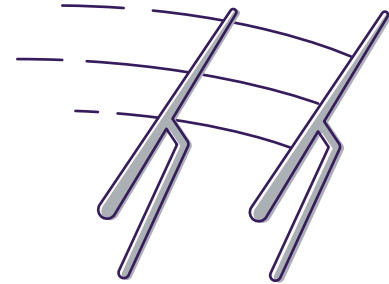
## Spring car fluid checks

- [Check the level and color of your engine oil.](#) Top it off as needed before your next scheduled oil change.
- Make sure the engine coolant level is between the MIN and MAX lines.
- Examine your brake fluid level. If it's low, you may have worn-out brake pads or a leak in the system.



## Spring wiper maintenance

- Clean salt and grime from your wiper blades with a soft cloth and soapy water.
- Switch to summer blades if you used winter blades.
- Check for signs of damage and [replace your wiper blades](#) if necessary.
- Refill your windshield washer reservoir. Consider using a summer formula to help with rain and bugs.



## Spring cleaning your vehicle

- Clean your windshield and windows inside and out for better visibility.
- Hose down your car's undercarriage and wheel wells or run it through a carwash with an undercarriage wash. Lingering salt and grime from winter driving leads to harmful corrosion.
- Wash your floor mats and vacuum nooks and crannies to remove salt, sand, and slush residue.
- Check your air filter and have it replaced if it's dirty.

