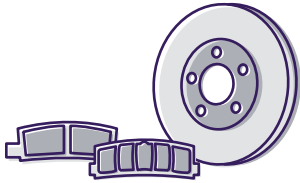


Seasonal car maintenance checklist: Fall

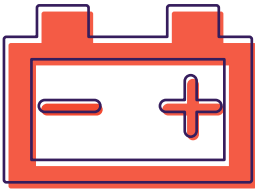
Focus your fall car maintenance on preparing for cold weather and wet, slippery roads.

Fall brake maintenance



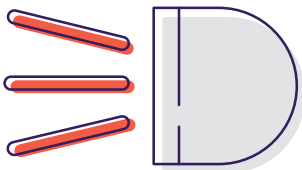
- Inspect your brake pads.
- Check your brake fluid level and top off if necessary.
- Test your brakes safely, and at a low speed. If you hear squealing or grinding or feel your car pulling to the side, vibrating excessively, or reacting slowly, have your brakes inspected by a professional.

Fall battery maintenance



- Check your cable connections and tighten if necessary.
- Remove corrosion from the terminals with a wire brush.
- Test your battery's voltage. If it reads below 12.4 volts, [replace your car battery](#) before temperatures drop.

Fall lights maintenance



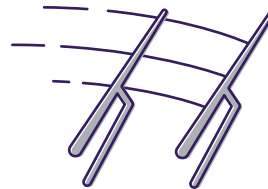
- Cycle through your headlights, taillights, and indicator bulb settings. Check each setting from the outside.
- Assess the brightness of your interior and exterior bulbs and replace any that are out or going dim.
- Wash and assess your headlight lenses. If they're cloudy or scratched, use a restoration kit to increase visibility.
- Check your headlight alignment. If they're off, use the adjustment screws to realign them.

Fall heating maintenance



- Let your engine warm briefly before testing heat.
- Test the range of your heater from minimum to maximum.
- Check that the fans work at every speed and that all vents blow warm air.
- Listen for unusual noises, such as rattling or clicking. This can indicate issues with the heater blower motor or other components.
- Monitor for unpleasant odors that could indicate a moldy air filter.
- Test your defroster to make sure it's functioning.

Fall wiper maintenance



- Check for signs of damage and [replace your wiper blades](#) if necessary.
- Switch to winter blades if you were using lighter summer blades.
- Refill your windshield washer reservoir. Consider using a de-icing formula for the winter.
- Keep your wipers and the cowl free of leaves and fall debris.