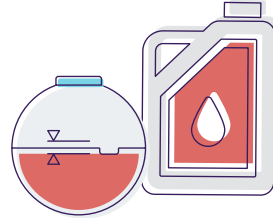


Seasonal car maintenance checklist: Summer

Focus your summer car maintenance on helping you and your vehicle make it through the hot weather season.

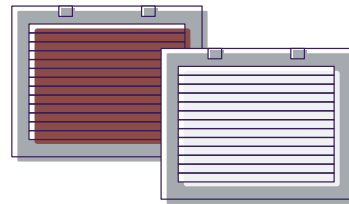
Summer coolant system maintenance

- Check antifreeze levels and top off if needed.
- Inspect hoses for cracks, bulges, or soft spots.
- Ensure connections are firmly seated and [free from leaks](#).




Summer air conditioning maintenance

- Turn on your air conditioning and check the temperature. If it's cool but not cold, have a professional check for leaks and recharge the refrigerant.
- Check all your vents and fan speeds for airflow.
- Clean or replace cabin air filters.



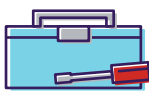







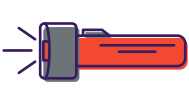



Summer tire maintenance

- Check your tire tread depth. [Replace your tires](#) if they measure at or below 4/32".
- Measure and adjust your tire pressure to accommodate changing temperatures.
- Keep an eye on your tires for nails and slow leaks common during construction season.
- Ensure your spare tire is ready for use.



Summer car emergency kit

- | | | | | | |
|---|--|--|--|---|---|
| 
<input type="checkbox"/> First aid kit | 
<input type="checkbox"/> Sunscreen | 
<input type="checkbox"/> Basic tool kit | 
<input type="checkbox"/> Duct tape | 
<input type="checkbox"/> Work gloves | 
<input type="checkbox"/> Jumper cables |
| 
<input type="checkbox"/> Water bottles | 
<input type="checkbox"/> Power bank | 
<input type="checkbox"/> Reflectors | 
<input type="checkbox"/> Blankets | 
<input type="checkbox"/> Flashlight | 
<input type="checkbox"/> Non-perishable snacks |