

BEFORE YOUR VISIT CHECKLIST

Now that you have booked your tour, use this checklist to make sure everything is in order before your visit.

6 – 8 weeks before your visit

- Confirm transportation arrangements for your group.
- Use your Teacher Preview Pass to visit the Museum.
- Schedule an optional Crocker-to-Go presentation as a pre- or post-visit experience. Click [here](#) for more info.
- Visit our website for [lesson plans](#) and [images](#) to prepare your class.
- Send permission slips home and request chaperones.

1 – 3 weeks before your visit

- The Crocker docent conducting your tour will contact you prior to your visit. Let them know of visitors with special needs and confirm your tour theme, interests, and total number of students and chaperones.
- For grades 1 – 8, ONE chaperone is required for every EIGHT students. For Kindergarten and younger, ONE chaperone is required for every SIX students.
- Distribute the [chaperone information sheet](#) to chaperones.
- Review the [museum manners sheet](#) with your group.

When you arrive

- If possible, leave umbrellas, backpacks, and large jackets on the bus or in the car for the greatest comfort and to decrease items needing to be checked or stored upon entry.
- Group leaders should enter the building first, ideally 10 minutes before the scheduled time to check the group in.
- Group members should wait outside and form small groups of 10 or fewer. A docent will greet you upon entry.
- Check in with your docent about storing bagged lunches and other goods onsite while you are on your tour.
- Have your group dispose of any gum, candy, or water bottles in the trash receptacles outside the Museum.
- Remind chaperones and group members of museum manners and where everyone will meet at the end of the tour.



During your tour, you, your group, and your chaperones should

- Demonstrate active participation and attentiveness.
- Stay with the docent at all times.
- Respond to the docent's efforts to engage.
- Follow [museum manners](#).

After your tour

- Assemble your group for departure or continue on your own after your tour.
- If you plan to eat at the Museum following your tour, have a docent direct you to Crocker Park or the E. Kendall Davis Courtyard.
- Complete and return evaluation form.

TRANSPORTATION & PARKING

The Crocker Art Museum is located at 216 O Street in downtown Sacramento. We acknowledge that the Museum is on the traditional land of the Nisenan people, and the current state of California is the homeland of many tribes. We are honored to be here today.

Directions

From I-5, take the J Street exit and turn right off the ramp onto 3rd Street. Turn right onto P Street, then turn right onto 2nd Street. Turn right onto O Street. Buses should pull into the loading zone in front of the Museum to unload groups.

Parking

On-street parking meters bordering the Museum and Crocker Park accept coins, credit cards, and online payment through [ParkMobile](#). A small parking lot (Lot Y) is available on 2nd Street and costs \$1.50 per hour. A larger parking lot (Lot X) is located at the corner of 2nd and N Street and is \$15 for all-day parking (\$5 after 4 PM on weekdays or all day on weekends). Both parking lots are operated by the City of Sacramento and are enforced 24 hours/day, 7 days/week.

Parking for visitors with disabilities can be found in the City parking lots and at meters on 2nd Street. Disabled Person Parking Placards do not receive free parking in the City parking lots.

Additional parking is available in nearby parking garages, located a short walk from the Museum.

School Bus Parking

After dropping off students at the loading zone in front of the Museum's O Street entrance, school buses should park in the designated areas on 3rd Street or along Front Street.

Sacramento Regional Transit

The nearest Light Rail stop is at 8th and O Street. A basic fare is \$2.50; a daily pass is \$7. Yolobus 42B also makes stops within walking distance at Capitol Mall & Front Street and at Capitol Mall & 7th Street.

Youth and students in grades TK – 12 can [ride SacRT for free](#).

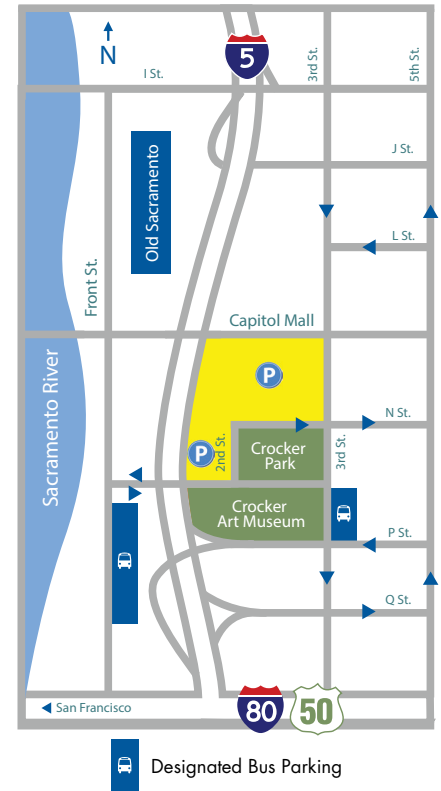
For more information, call (916) 321-2877 or visit [sacrt.com](#).

Train

The Sacramento Valley Amtrak Station is located at 3rd and I Street, approximately six blocks from the Museum. The Capitol Corridor route offers frequent travel from the Sacramento region to the Bay Area. The San Joaquin route connects Sacramento with the Central Valley.

Bike Parking

Bike racks are located around the Museum's main entrance.



LUNCH

Lunch areas at the Museum

Groups are welcome to bring bagged lunches to enjoy at the Museum. Bagged lunches will be collected and stored onsite while your group is touring.

Box lunches are available from the Crocker Cafe with three weeks advance notice. \$18 per lunch. Email cafe@crockerart.org for more information.

Crocker Park

Grassy and shaded park with two picnic tables

Outside
Uncovered

No reservation required

- We recommend you bring wet wipes for easy clean up and blankets for your group to sit on

E. Kendell Davis Courtyard

Landscaped courtyard is comfortably shaded and includes several benches

Outside
Uncovered

No reservation required

- Sometimes unavailable due to Museum events

Inclement Weather

The Crocker does not have indoor public spaces available for lunch, even if it is raining. Groups are responsible for making alternate plans.

MUSEUM STORE

The Museum store has a unique selection of exhibition-related gifts, Crocker merchandise, art supplies, books, and toys. Groups are permitted to visit the Museum store after their tour, but there must be at least one chaperone per eight students in the store, and no more than 16 students are allowed in the store at one time.

Teachers may want to inform students and parents of this opportunity to purchase a souvenir in advance of the visit so students come prepared. If groups would prefer not to visit the store, please inform chaperones of this decision in advance.

ACCESSIBILITY

The Crocker is committed to reducing barriers and increasing accessibility to the Museum and art experiences. The Museum is architecturally barrier-free, and there are four elevators that service the three levels of the Museum. Accessible restrooms and drinking fountains are located on each level of the Museum. The Crocker welcomes working service animals that are necessary to assist patrons with disabilities. Service animals must be under control by their handler at all times.

[Visit this page](#) for more information about our accessible programs and services.

A TOUCHY SUBJECT

We thank you for not touching the art. While we understand the irresistible impulse to touch, there are compelling reasons to resist. The gentlest contact with a work of art can cause irreversible damage to all kinds of surfaces, even metal and stone. Pressure can cause old paintings to crack. Natural oils, moisture, and dirt in our skin can also result in permanent stains, fingerprints, and even the chemical breakdown of canvases, papers, pigments, and varnishes.

VISITOR PHOTOGRAPHY

The Crocker loves photography! Please feel welcome to take photographs of art in the Crocker's permanent collection. We ask that you DO NOT use flash. Many exhibition contracts prohibit photography, however, so please refrain from taking pictures when you see the no photography symbol. Don't forget to tag us!

@crockerart   

FOOD and DRINK

Food and drink are not permitted in the galleries. If you plan to eat at the Museum following your tour please ask your docent to direct you to Crocker Park or the E. Kendell Davis Courtyard. There is no indoor seating available for school groups.

SMILE! YOU'RE on CAMERA

By entering the Crocker Art Museum, you consent to being filmed or photographed. To request a copy of the full legal language pertaining to our photography and audio-visual recording policies, please inquire at the front desk.

MUSEUM MANNERS

Please review with your group prior to your visit to the Crocker.

Works of art are meant to last generations.

To help us protect the art and ensure that each visitor has an enjoyable experience, we ask that you follow these guidelines and policies:

- **Leave potentially damaging articles behind.** Please dispose of gum or candy, and leave umbrellas, backpacks, food, and drinks at home, on your bus, or in the coat check while you are on your tour. Strollers and chest-carried baby packs are permitted in the galleries.
- **Explore the art with your eyes only.** The slightest touch can cause paint to crack, flake, or peel. Also, over time, the natural oils from skin will corrode the surface of the artwork.
- **Turn off or silence your cell phone.** To ensure a pleasant environment for all guests, please refrain from talking on your cell phone inside the Museum.
- **Only pencils are permitted in the galleries.** If visitors need to write, draw, or sketch before or after their docent guided tour, they should bring pencils and portable writing surfaces, such as clipboards or notebooks.



CHAPERONE INFORMATION

Please distribute to chaperones prior to your visit






As a chaperone for your child's school visit to the Crocker, you play an important role.

You help to:

- Encourage active participation and attentiveness
- Make sure the group stays with the docent at all times
- Support the docent's efforts to do their job
- Follow and enforce museum manners (see below)
- Offer students an opportunity to answer questions by refraining to do so yourself

Museum Manners

Works of art are meant to last for generations. To help us protect the art and ensure each visitor has an enjoyable experience, we ask that you follow these guidelines and policies:

-  **Leave potentially damaging articles behind.** Please dispose of gum or candy, and leave umbrellas, backpacks, food, and drinks at home, on your bus, or in the coat check while you are on your tour. Strollers and chest-carried baby packs are permitted in the galleries.
-  **Explore the art with your eyes only.** The slightest touch can cause paint to crack, flake, or peel. Also, over time, the natural oils from skin will corrode the surface of an artwork.
-  **Turn off your cell phone.** To ensure a pleasant environment for all guests, please refrain from using your cell phone inside the Museum.
-  **Use pencils instead of ink pens in the galleries.** If students need to write, draw, or sketch before or after their docent guided tour, they should bring pencils and portable writing surfaces, such as clipboards or notebooks. Please do not put papers on the walls or art pedestals to be able to write on a hard surface.
-  **Please ask about our photography policy.** By entering the Crocker Art Museum, you consent to being filmed or photographed. To request a copy of the full legal language pertaining to our photography and audio-visual recording policies, please inquire at the front desk.

EXTEND YOUR ART EXPERIENCE

Crocker-to-Go (3 – 6 grade)

Let the Crocker come to you! Trained docents engage students in grades 3 – 6 with a one-hour interactive, multimedia presentation of works from the Museum's collection in your classroom. Students learn strategies for looking, reading, and thinking critically about a work of art. These visits are also a great way to introduce your class to the Museum before an in-person visit.

Up to 35 students per class. The fee is \$60 per class, \$30 for Title I schools.

Six-week advance registration required.

For more information click [here](#).

Teacher Workshops

The Crocker is a beautiful setting for all teachers to network, gain skills, and acquire resources that support and extend visual art education. We welcome all-level teachers, school administrators, community educators, and teaching artists to collaborate with us and explore all the Museum has to offer to ensure students have the foundation they need to succeed.

For more information click [here](#).

Public Programs, Family Programs, and Studio Classes

The Crocker offers a variety of public programs for adults, children, and families. Visit our [calendar page](#) to see a full offering of lectures, concerts, festivals, and classes.

Membership

Free admission is just the beginning! [Become a Museum member](#) and enjoy the following benefits:

- Free general admission for 12 months
- ArtLetter magazine
- Invitations to exclusive members-only events and exhibition previews
- Discounts on lectures, concerts, classes, and more
- Discounts starting at 10% in the Museum store
- 10% discount on purchase of gift memberships
- Member eNews with exclusive offers and announcements



Teacher Preview Pass

Teachers who visit the Crocker Art Museum prior to their class trip are able to shape the most successful learning experiences for their students. To help prepare teachers and students for their excursion to the Crocker, we offer this pass good for two adult general admissions (a \$30 value) to enable teachers to preview the Museum. This coupon expires the day of your scheduled program.

NAME

ADDRESS

CITY	STATE	ZIP
------	-------	-----

EMAIL (REQUIRED)	PHONE
------------------	-------

CROCKER
art museum

CROCKER
art museum

216 O Street • Downtown Sacramento