

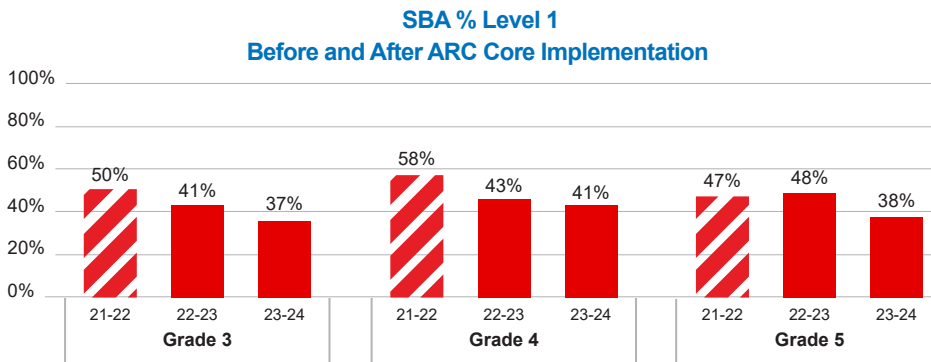
Prosser School District, WA



Like many school districts across the country, elementary ELA proficiency rates in Prosser Public Schools dropped during the pandemic and the district has been working hard to improve student outcomes. One strategy has been to focus attention on their lowest performing students. Recent performance on Washington's state ELA test, Smarter Balanced Assessment (SBA), shows their efforts are closing knowledge and skill gaps and setting these students on a trajectory for success.

In 2021-2022, Prosser School District piloted American Reading Company's Dual Language ARC Core curriculum in grade 5. After a one-year pilot, they expanded their implementation to grades K through 5. Since implementing the curriculum, the percentage of students performing at the lowest level on SBA has decreased by 13 percentage points in grade 3, 17 percentage points in grade 4, and 9 percentage points in grade 5. See Figure 1.

Figure 1



Additionally, since ARC Core implementation, the number of students beginning each school year reading English significantly below grade level as measured by ARC's Independent Reading Level Assessment (IRLA) has gone down by 31 percentage points, from 56% to 25%. See Figure 2.

This same trend is also seen in the number of students beginning each school year reading Spanish significantly below grade level as measured by ARC's Evaluación del nivel independiente de lectura (ENIL), decreasing from 61% to 27%. See Figure 3.

Figure 2

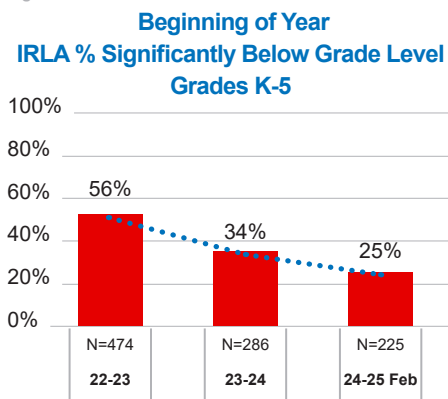
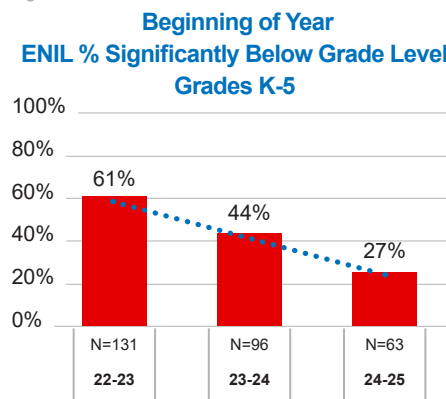


Figure 3



About the District

Prosser School District's mission is to educate, graduate, and empower all students to become responsible and contributing members of society.

Approximately 2539 K-12 students in 5 buildings:

- 73% from low-income families
- 70% of students are Hispanic
- 29% are English Language Learners
- 26% are migratory children

Achievement Level Descriptors for the Washington State Summative ELA Test

- Level 4 indicates that the student has exceeded grade level expectations on this test and are likely on track for success with higher grade level learning expectations.
- Level 3 indicates that the student has met grade level expectations on this test and are likely on track for success with higher grade level learning expectations.
- Level 2 indicates that the student has nearly met grade level expectations on this test.
- Level 1 indicates that the student has not met grade level expectations on this test.

Source: https://ospi.k12.wa.us/sites/default/files/2023-08/wa_reporting_alds_ela_sba.pdf