

DIRECTIONAL LEDS







ED9215

Combination Warning and Worklight

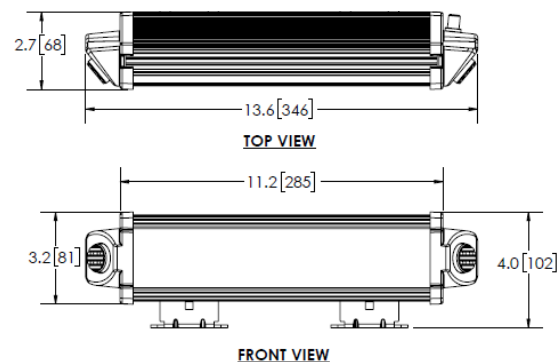
The ED9215 is ideal for mounting on bumpers or the grille. It produces 135° of coverage and features a powerful light to illuminate the job site. The intense white light is in the center and it is flanked by dual-color warning lights. Two Hide-A-LED™ warning lights are mounted at a 45° angle on each end to provide effective off-angle visibility. Be seen and get the job done safely with this all-in-one, directional lighting solution.

Models


PART NO.	LED COLOR	CALCULATED RAW LUMENS	RAW LUMENS	AMPS
ED9215AW		5,000	2,350	3.3
ED9215BW		5,000	2,350	3.3
ED9215RWBW		5,000	2,350	3.3
ED9215RW		5,000	2,350	3.3

Design Features

- 12-24 VDC
- 69 flash patterns
- Combines powerful work light with warning light in a single unit
- Aluminum housing with channels for versatile mounting options with included brackets
- Syncs with up to 8 devices
- Dim function in warning mode
- Temperature range: -40°F to 158°F (-40°C to 70°C)



Components



Side View

