



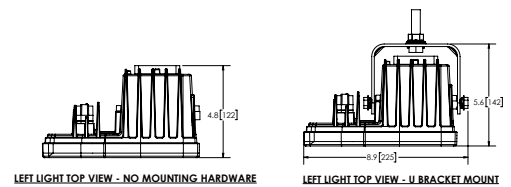
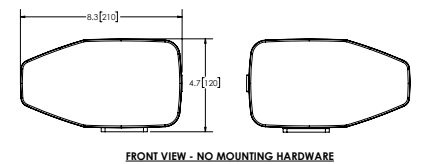
EW4012
Comes in pairs

WORKLIGHTS



EW4012 DOT LED Light

The EW4012 LED worklight is feature packed with cutting-edge technology and unparalleled brightness. Featuring low beam, high beam, running light, and turn indicators, this LED headlight is DOT certified for all vehicles including those over 80 inches in length, making it ideal for vehicle applications such as snowplows, work trucks, semitrucks, and tractors in all seasons. An automatic heated lens melts through snow and ice while a flush lens design prevents buildup to ensure optimal visibility in all weather conditions. The warm LED color temperature (3,500 Kelvin) further enhances visibility in rain and snow driving conditions, minimizing high beam blindness. Backed by a 5-year warranty, the EW4012 ensures reliable performance and long-lasting durability.



Models

PART NO.	VOLTAGE	AMPS (Low Beam)	AMPS (High Beam)	RAW LUMENS (Low Beam)	RAW LUMENS (High Beam)
EW4012	12-24	3.5	4.5	1,100	1,800

Design Features


- Heated LED snowplow light / headlight
- Patented automatic heated lens technology melts through snow and ice
- Flush lens design prevents snow and ice buildup
- Warm LED color temperature (3,500 Kelvin) improves visibility in snow compared to traditional LED snowplow lights (6,000 Kelvin)
- Patented single projector optic enhances wide-angle visibility and minimizes blinding of oncoming traffic
- Durable polycarbonate lens with UV hardcoating, aluminum heatsink housing
- Dual mounting options: standard pedestal bracket and optional U bracket
- Comes with 6" harness
- Optional U bracket (EZ4012-BRKT) and longer 10' wire harness (EZ4012-HAR) accessories sold separately

Kelvin Color Temperature



Enhanced Optics

EW4012 Single-Projector VS. Other Multi-Projector



Accessories

- EZ4012-L/R - Single replacement light
- EZ4012-HAR - 10' Wire harness
- EZ4012-BRKT - Optional U bracket