



SAFETY DIRECTOR™






3400 SERIES

Compact High-Intensity Warning

The 3410 LED Safety Director™ is a compact high-intensity warning system designed to direct traffic approaching from the rear of a stationary vehicle. The compact light-stick design allows for unobtrusive interior or exterior mounting, either flush to the vehicle or using the provided mounting brackets. Inside the cab a modern, soft touch controller provides fingertip control of the 3410's nine built-in flash patterns, features an LED display that mimics the selected pattern in real time and also includes an auxiliary switch. 20A auxiliary relay included.

Models

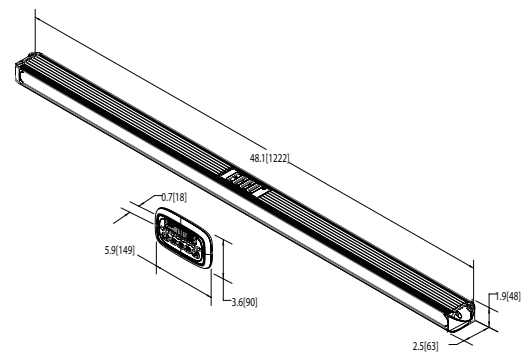
PART NO.	CABLE LENGTH	ILLUMINATION
3410A	15' 4.6m	
3435A	35' 9.1m	
3455A	55' 16.8m	

Design Features

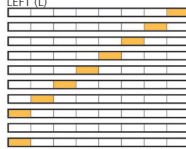

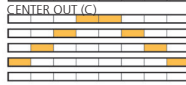

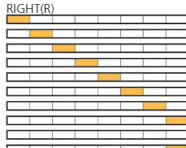



- 12 VDC, 1.6 Amps
- 9 flash patterns
- Extruded aluminum housing with polycarbonate lens
- Eight reflective modules with six LEDs
- Temperature Range: -22°F to +122°F (-30°C to +50°C)

Accessories

- Controller: 3410CB
- Signal bar: 3410LBA
- Cable:
 - 15' (ER3410-15)
 - 35' (ER3410-35)
 - 55' (ER3410-55)



Flash Patterns

LEFT (L) 	LEFT SOLID (LS) 
CENTER OUT (C) 	CENTER OUT SOLID (CS) 
RIGHT (R) 	RIGHT SOLID (RS) 
WIG WAG (WW) 	ALTERNATING QUAD FLASH (AQF) 
	ALTERNATING SINGLE FLASH (ASF) 