














# DIRECTIONAL LEDS



## 3910 SERIES Surface & Grommet Mount

These versatile LEDs offer a choice of either oval or round shape and surface or grommet mounting. Comprised of 56 high intensity LEDs, these lights feature 15 flash patterns, and are covered by a 5-year warranty.

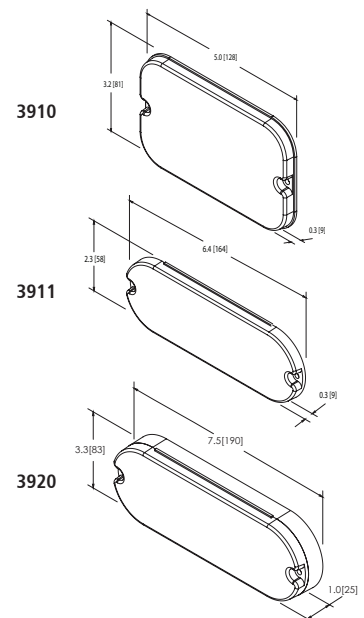
### Models

PART NO.	SHAPE	MOUNT	ILLUMINATION COLOR OPTIONS
3910X		Surface	 A  R
3911X		Surface	 A  R
3911R-BW		Surface/Brakelight	 R
3920X		Grommet	 A  R

Replace "X" in part number with desired color: A=Amber, R=Red

### Design Features

- 12 VDC
- Extremely thin surface mount design
- Simple three-wire hookup



### Accessories

- 3920 Oval Grommet (R2160G0)
- 3920 Oval Box (A9895)

