



## WORKLIGHTS

**CE**
**UK  
CA**
**R10**
**CISPR  
25**
**IP67**
**IP69K**

## EW2700 CARBON™ SERIES

### LED Worklight

ECCO's EW2700 Carbon™ Series worklights are equipped with ultra bright, high intensity LED flood lights. Its 12-24 VDC compatibility is suitable for a variety of vehicles, including work trucks, snowplows and tow trucks. The aluminum heatsink housing and polycarbonate lens offer superior protection, while the flush mount lens design prevents snow and mud buildup, maintaining clear visibility and stability in all conditions. Its steel mounting bracket with anti-vibration padding ensures strength and steadiness.

### Models

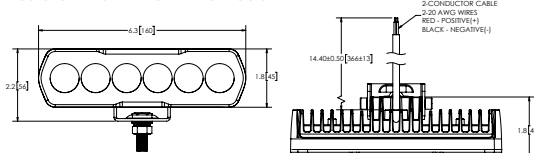
PART NO.	TYPE	LUMENS (RAW)	AMPS
EW2706	Flood	1,300	1.6
EW2710	Flood	2,556	1.8
EW2720	Flood	2,650	1.8
EW2721	Flood	6,552	3.6
EW2722	Flood	6,803	4.4
EW2730	Flood	4,630	2.8
EW2731	Flood	8,937	5.5

### Design Features

- Extremely durable and rugged worklight, designed to handle the most extreme job and weather conditions
- Flush mount lens helps alleviate snow and mud buildup
- Weather resistant Deutsch connector (excludes EW2706)
- Black powdercoated steel mounting bracket with anti-vibration bushing
- Aluminum heatsink housing, polycarbonate lens, 12-24 VDC
- Temperature range: -40°F to 149°F (-40°C to 60°C)

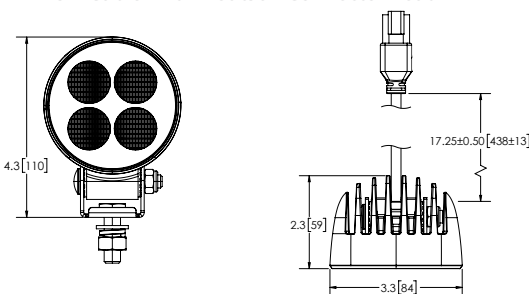
### EW2706

Cable With Two-Wire Lead



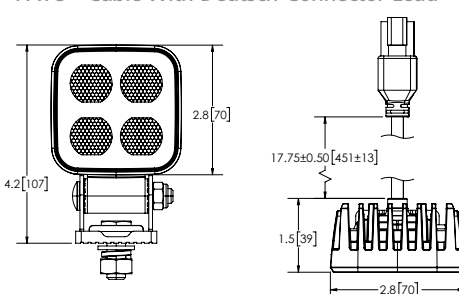
### EW2710

17.25" Cable With Deutsch Connector Lead



### EW2720

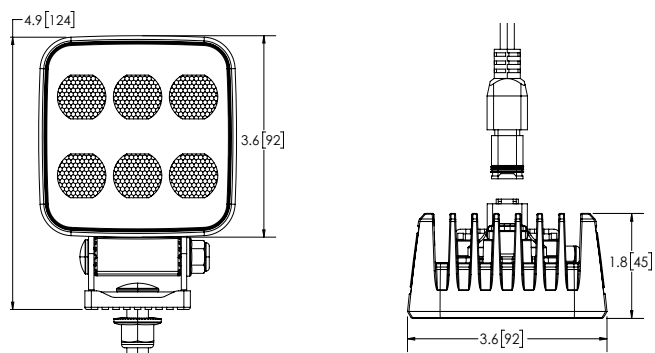
17.75" Cable With Deutsch Connector Lead



Specs Continued On Back

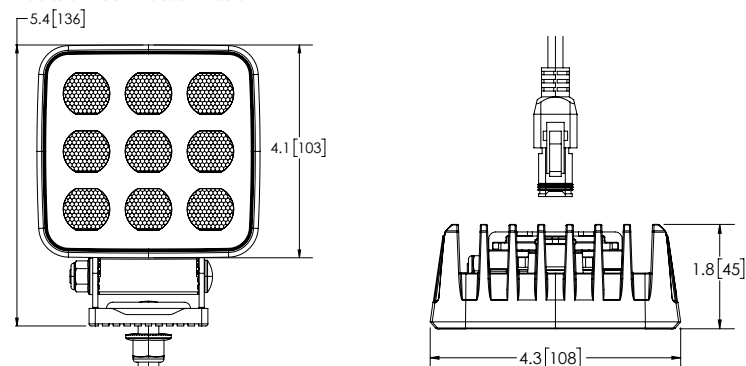
### EW2721

Deutsch Connector Lead



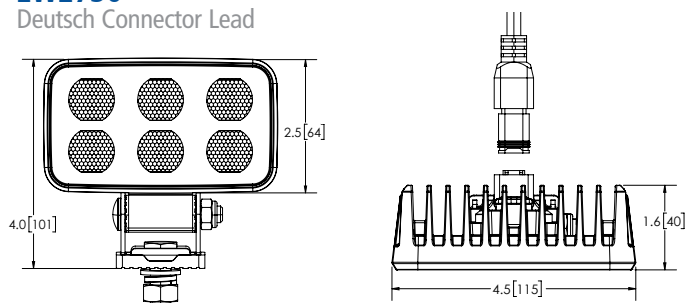
### EW2722

Deutsch Connector Lead



### EW2730

Deutsch Connector Lead



### EW2731

Deutsch Connector Lead

