



INTERIOR LIGHTING


Premium
Products
Only

Premium
Products
Only

EW0300 Series LED Interior Lighting

These surface mount rectangular LED interior lights are available in a variety of lengths and with either clear or frosted (diffused light) lenses. In addition the EW0351 features a modular design where multiple units can be connected together. Robust aluminum housings and concealed fasteners complete the package.

Models

PART NO.	LENGTH	SWITCHED	VOLTAGE	AMPS	LUMENS	LENS
EW0310	4.5" Rectangle	No	12-24	0.1	125	Clear
EW0311	4.5" Rectangle	No	12-24	0.1	100	Frost
EW0351	14" Modular	No	12	0.5	300	Frost

Premium Products

EW0360	5.4" Oval	No	12-24	0.5	400	Frost
EW0361	5.4" Oval	Yes	12-24	0.5	400	Frost
EW0370	7.3" Oval	No	12-24	0.6	575	Frost
EW0371	7.3" Oval	Yes	12-24	0.6	575	Frost

Features and Benefits

- Surface mount with concealed fasteners (hardware included)
- Aluminum housing
- Clear or frosted lens options

Modular Option

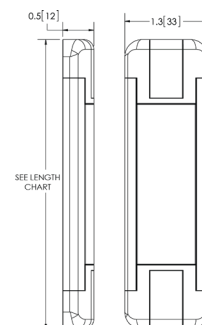
- Modular design, connect up to four units with integrated bullet connectors (EW0351 only)



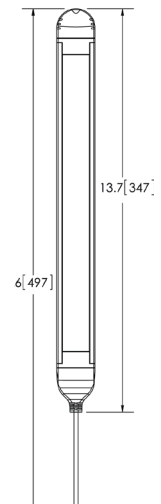
Accessories

- EZ0351 Replacement bullet connectors (for use with EW0351 only)
- EZ0120 PIR Motion Sensor - 100° cone, adjustable sensitivity (automatically activates light when human movement is detected)
- EZ0121 - Interior push button switch, 12-24V
- EZ0122 - Interior touch switch with dimmer, 12-24V

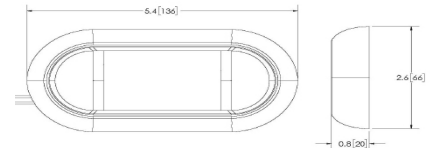
EW0310-0311



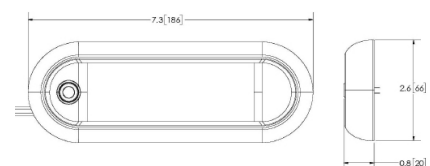
EW0351



EW0360-0361



EW0370-0371


T 800-635-5900 | orders@eccogroup.com