


## How to Read a Paragraph Worksheet

### 1. **OBSERVE** - What does it actually say on the page?

**Words** - Note individual terms, words chosen by the author


- What terms are clearly important?
- What terms are repeated?
- What unusual terms are used?
- What are the verbs and their tense?
- What adjectives or adverbs are used if any?
- Are there names, places, geographical or historical terms?
- Note any questions you have

A large, solid grey rectangular area that occupies the lower half of the page, intended for students to write their answers to the observation questions.

## How to Read a Paragraph Worksheet

**Connections** - Note how the words & sentences relate to each other


- How is the paragraph connected to/related to what comes before and after it?
- Are there connective words or phrases used (But, And, Therefore, so that, etc)?
- What words/phrases are similar, continuing or developing an idea?
- Is there cause and effect, reasons, results, purposes?
- Is there a list of related things or a series of facts?
- Is the comparison or contrast?
- Is there an explanation, logic, introduction or summary?
- Is a question asked and/or answered?
- Note any questions you have.

A large, empty grey rectangular area intended for students to write their answers to the questions listed above.

## How to Read a Paragraph Worksheet

**Tone** - Note the atmosphere, situation or emotion for the context of the paragraph.

- Are there emotions noted?
- Is there behavior described that gives you clues to the tone?
- Are there descriptions of attitudes, motives?
- Compare this to the tone of the entire book.


A large, empty grey rectangular area occupies the middle of the page, intended for students to write their answers to the questions listed above.

## How to Read a Paragraph Worksheet

**2. CORRELATE** - Go deeper into other parts of the Bible for more layers. Get answers your questions. Note what/how each layer adds to your understanding.


**Connections** - Note how the words & sentences relate to each other

- How is the paragraph connected to/related to what comes before and after it?
- Are there connective words or phrases used (But, And, Therefore, so that, etc)?
- What words/phrases are similar, continuing or developing an idea?
- Is there cause and effect, reasons, results, purposes?
- Is there a list of related things or a series of facts?
- Is the comparison or contrast?
- Is there an explanation, logic, introduction or summary?
- Is a question asked and/or answered?
- Note any questions you have.


A large, empty grey rectangular area intended for students to write their answers and notes.

## How to Read a Paragraph Worksheet

**Look up** - people, places on timelines or maps



**3. INTERPRET** - In your own words, what would this have meant to the people who received it?



**4. APPLY** - How does this apply to you based on its original meaning?  
How/what can you do to **MOVE** in your own life?

