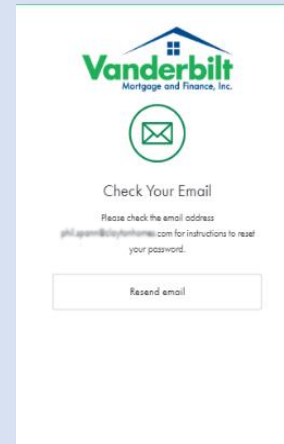
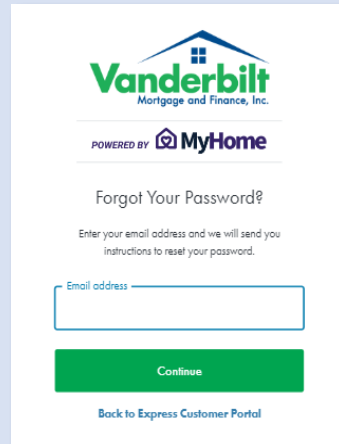



Forgot Password – How to reset your password

1. Select *Forgot Password?* on *Log in* screen
2. Enter your email in the *Forgot Your Password?* screen
3. Check your email for a message to Confirm you have requested your password change.
4. Select the *Confirm* link in the email which will open the *Change Your Password* screen.



5. Enter your new password in both fields of the *Change Your Password* screen. Being sure to follow the instructions for what characters your password must contain.
6. Once password has been entered in both fields, click *Reset password* button.
7. You will see a screen that confirms your password has been changed.

