



rehlko

Pocket *guide* Industrial generators

6 kVA – 4 500 kVA | 50 Hz



8 kW – 4 000 kW | 60 HZ

powersystems.rehiko.com/emea



Industrial *generators* 50 Hz

6 kVA – 4 500 kVA



6 kVa

4 500 kVa

GENSET MODEL	POWER (kVA)		ENGINE	OPEN VERSION				ENCLOSURED VERSION		
	PRP ⁽¹⁾	ESP ⁽²⁾		Length (m)	Width (m)	Height (m)	Weight (kg) (3)	Enclosure	Db @7m	Weight (kg) (3)
K6M	5,8	6,4	KDW1003	1,22	0,7	0,92	290	M125	54	390
T9M	7,8	8,6	S3L2-SD	1,46	0,72	1,02	370	M136	61	500
K9	8,1	8,9	KDW1003	1,22	0,7	0,92	290	M125	54	390
K10M	8,2	9	KDW1404	1,4	0,72	1,02	350	M126	54	520
T12	10,5	11,5	S3L2-SD	1,46	0,72	1,02	370	M136	61	490
K12	10,9	12	KDW1404	1,41	0,72	1,02	340	M126	54	510
K12C5	9,5	10,5	KDW1404-EU5	1,4	0,72	1,01	340	M126	54	510
T12M	10,9	12	S4L2-SD	1,46	0,72	1,02	400	M136	62	520
K17M	14,1	15,5	KDI1903M	1,46	0,72	1,08	470	M136	61	600
T16	14,5	16	S4L2-SD	1,46	0,72	1,02	380	M136	62	500
K16H	-	16	KDW1003-H	1,41	0,72	1,02	310	M126	66	480
K20C5	18,2	20	KDI1903M-EU5	1,46	0,72	1,08	470	M136	59	600
K21H	-	21	KDW1404-H	1,4	0,72	1,02	350	M126	67	520
J22	20	22	3029DSG20	1,7	0,9	1,18	624	M137	63	812
K22	19,5	21,5	KDI1903M	1,46	0,72	1,08	470	M136	61	600
B25	23	25	4M06G25_5	1,7	0,9	1,08	537	M137-B	63	787
K26M	23,6	26	KDI2504TM-30	1,7	0,9	1,2	604	M137	63	792
K27	24,1	26,5	KDI2504M	1,46	0,72	1,08	510	M136	66	630
J33	30	33	3029DSG20	1,7	0,9	1,18	629	M137	62	817
K33	30	33	KDI2504TM-30	1,7	0,9	1,2	568	M137	63	756
K33C3	30	33	KDI2504TM-30-EU	1,7	0,9	1,2	568	M137	63	756
J44	40	44	3029TSG20	1,7	0,9	1,24	680	M137	63	868
K44	40	44	KDI2504TM-40	1,7	0,9	1,2	597	M137	63	785
K44C3	40	40	KDI2504TM-40-EU	1,7	0,9	1,2	597	M137	64	785
B44	40	44	4M06G44_5	1,7	0,9	1,13	596	M137-B	65	845
KD66	60	66	KD39L04T	1,9	1,07	1,3	960	M147	70	1210
KD88	80	88	KD39L04T	1,9	1,07	1,3	1030	M147	70	1280
KD110	100	110	KD39L04T	1,9	1,07	1,3	1080	M147	70	1310
KD130	118	130	KD59L06T	2,15	1,1	1,53	1230	M148	69	1620
KD165	150	165	KD59L06T	2,15	1,1	1,53	1280	M148	71	1670
KD200	182	200	KD83L06T	2,5	1,1	1,64	1740	M149	71	2300

(1) PRP : Prime Power is available for an unlimited number of annual operating hours in variable load applications, in accordance with ISO 8528-1.
 (2) ESP : The standby power rating is applicable for supplying emergency power in variable load applications in accordance with ISO 8528-1. Overload is not allowed.

(3) Dry weight : without fuel & without cooling liquid

(4) exist in Fuel Optimized and Emission Optimized

(5) All industrial gensets are designed for an optimal use up to 40°C. Available in 50°C version

* exists in other enclosure/container with lower sound level

Industrial *generators*

50 Hz

GENSET MODEL	POWER (kVA)		ENGINE	OPEN VERSION				ENCLOSURED VERSION		
	PRP ⁽¹⁾	ESP ⁽²⁾		Length (m)	Width (m)	Height (m)	Weight (kg) (3)	Enclosure	Db @7m	Weight (kg) (3)
KD220	200	220	KD83L06T	2,5	1,1	1,64	1760	M149	70	2320
KD250	227	250	KD83L06T	2,5	1,1	1,64	1840	M149	71	2400
D275	250	275	P126TI	2,97	1,35	1,71	2427	M237	69	3171
D300	273	300	P126TI	2,97	1,35	1,71	2550	M237	69	3289
V350C2_VDE	318	318	TAD1341GE-B	3,16	1,34	1,8	3103	M228	67	4036
D330	300	330	P126TI-II	2,97	1,35	1,71	2550	M237	70	3289
V350C2	318	350	TAD1341GE-B	3,16	1,34	1,8	3103	M228	67	4035
V400C2	355	390	TAD1342GE-B	3,16	1,34	1,8	3103	M228	67	4082
V440C2	400	440	TAD1344GE-B	3,16	1,34	1,8	3210	M238	68	4380
D440	400	440	P158LE	3,34	1,5	1,85	2970	M238	68	4210
V500C2	455	500	TAD1345GE-B	3,34	1,5	1,74	3370	M238	68	4360
V550C2	500	550	TAD1346GE	3,47	1,5	2,05	3660	M238	68	4540
D550	500	550	DP158LDF	3,34	1,5	1,85	3340	M238	73	4570
V650C2_VDE	591	591	TAD1642GE-B	3,47	1,63	2,1	3860	M230	70	5380
D630	573	630	DP180LA	3,62	1,96	1,94	3893	M240	77	5683
V650C2	591	650	TAD1642GE-B	3,62	1,89	1,99	4180	M240	74	5930
V715C2_VDE	650	650	TWD1644GE	3,47	1,63	2,05	4270	M230	75	5790
D700	634	697	DP180LB	3,62	1,96	2,12	3895	M240	80	5730
V715C2	650	715	TWD1644GE	3,62	1,89	2,03	4420	M240	75	6390
KD800 ⁽⁴⁾	727	800	KD18L06-5C	3,62	1,9	2,22	5170	M240	78	6180
D830	750	825	DP222LC	3,62	1,96	2,22	4340	M240	79	6300
D900	818	900	DP222CB	3,73	1,72	2,08	5480	M427*	77	7560
KD900 ⁽⁴⁾	818	900	KD27V12-5B	4,19	1,5	2,28	5590	M427*	77	8400
KD1000 ⁽⁴⁾	909	1000	KD27V12-5C	4,19	1,72	2,28	5950	M427*	77	8800
D1000	909	1000	DP222CC	3,73	1,72	2,08	5740	M427*	77	7820
KD1100 ⁽⁴⁾	1000	1100	KD27V12-5D	4,19	1,72	2,28	6130	M427*	78	8900
KD1250 ⁽⁴⁾	1136	1250	KD36V16-5A	4,66	1,96	2,38	8200	M428*	79	10600
B1250 ⁽⁵⁾	1136	1250	12M33G1250_V2_5	4,76	2,25	2,46	8880	ISO20*	82	14670
T1250	1136	1250	S12R-PTA	4,31	2	2,29	10100	M428*	80	12430
B1400 ⁽⁵⁾	1273	1400	12M33G1400_V2_5	4,8	2,19	2,46	9120	ISO20*	82	14940
T1400 ⁽⁵⁾	1275	1403	S12R-PTA	4,32	2	2,36	10370	M428*	80	12700
KD1400 ⁽⁴⁾	1291	1420	KD36V16-5B	4,66	1,96	2,38	8400	ISO20*	82	15800
B1500	1375	1513	12M33G1500_V2_5	4,76	2,25	2,46	9440	ISO20*	84	15230
KD1500 ⁽⁴⁾	1400	1540	KD36V16-5CFS	4,66	1,96	2,38	8700	ISO20*	82	15800

6 kVA



4 500 kVA

GENSET MODEL	POWER (kVA)		ENGINE	OPEN VERSION				ENCLOSURED VERSION		
	PRP ⁽¹⁾	ESP ⁽²⁾		Length (m)	Width (m)	Height (m)	Weight (kg) (3)	Enclosure	Db @7m	Weight (kg) (3)
T1540	1400	1540	S12R-PTA2	4,4	2	2,36	10680	M428*	80	13010
KD1650 ⁽⁴⁾	1500	1650	KD45V20-5D	5,09	2,12	2,48	10000	ISO20*	88	15900
T1650C ⁽⁵⁾	1500	1650	S12R-FIPTAW2	5,09	2,2	2,39	12041	ISO20*	89	16910
T1650 ⁽⁵⁾	1500	1650	S12R-PTAA2	4,98	2,24	2,46	10870	ISO20*	89	16838
KD1800 ⁽⁴⁾	1636	1800	KD45V20-5E	5,09	2,12	2,48	10600	ISO20*	88	16400
T1900 ⁽⁵⁾⁽⁶⁾	1727	1900	S16R-PTA	5,52	2,29	2,66	12979	ISO40	83	22760
KD2000 ⁽⁴⁾	1818	2000	KD62V12A-5AFS	5,3	1,96	2,66**	14930	CPU40*	78	30700
T2200 ⁽⁶⁾	2050	2255	S16R-PTAA2B	5,97	2,2	2,48	14346	ISO40	85	23590
T2200C ⁽⁵⁾	2000	2200	S16R-FIPTAW2	4,58	1,96	2,39**	12160	ISO40	85	22760
KD2250 ⁽⁴⁾	2045	2250	KD62V12A-5BFS	4,6	1,96	2,66**	15139	CPU40*	78	29270
T2500C	2273	2500	S16R2-FIPTAW	5,3	1,96	2,66	15500	-	-	-
T2500 ⁽⁶⁾	2273	2500	S16R2-PTAW	6,08	2,36	2,82	15500	CPU40*	82	-
KD2500 ⁽⁴⁾	2273	2500	KD62V12A-5C	4,6	1,96	2,66**	15742	CPU40*	78	31000
KD2800 ⁽⁴⁾	2545	2800	KD62V12A-5D	4,6	1,96	2,66**	16121	CPU40*	78	31600
T2800 ⁽⁶⁾	2545	2800	S16R2-PTAW2-E	5,3	1,96	2,66**	17000	-	-	-
KD3000 ⁽⁴⁾	2727	3000	KD83V16A-5A	5,3	1,82	2,59**	19460	CPU45*	80	32000
KD3300 ⁽⁴⁾	3000	3300	KD83V16A-5B	5,3	1,82	2,59**	19800	CPU45*	80	34000
KD3500 ⁽⁴⁾	3182	3500	KD83V16A-5C	5,3	1,82	2,59**	20440	CPU45*	80	36000
KD3750 ⁽⁴⁾	3409	3750	KD83V16A-5D	5,35	2,44	2,60**	21180	CPU45*	80	38000
KD4000 ⁽⁴⁾	3680	4050	KD103V20-5B	8,33	3,17	3,45	30100	WIC40	75	51800
KD4500 ⁽⁴⁾	4090	4500	KD103V20-5C	8,42	3,17	3,45	30200	WIC40	75	55700

- (1) PRP : Prime Power is available for an unlimited number of annual operating hours in variable load applications, in accordance with ISO 8528-1.
(2) ESP : The standby power rating is applicable for supplying emergency power in variable load applications in accordance with ISO 8528-1. Overload is not allowed.
(3) Dry weight : without fuel & without cooling liquid
(4) exist in Fuel Optimized and Emission Optimized
(5) All industrial gensets are designed for an optimal use up to 40°C. Available in 50°C version
(6) Available with France or Japan engine. Please note that Japan engines are not EURI
* exists in other enclosure/container with lower sound level
** Dimensions & weight without cooling system (separate aero cooler)

Industrial *generators* 60 Hz

8 kW - 4 000 kW



8 kW

4 000 kW

GENSET MODEL	POWER (kW)		ENGINE	OPEN VERSION				ENCLOSURED VERSION		
	PRP ⁽¹⁾	ESP ⁽²⁾		Length (m)	Width (m)	Height (m)	Weight (kg) ⁽³⁾	Enclosure	Db @7m	Weight (kg) ⁽³⁾
K9UM	7,3	8	KDW1003	1,41	0,72	1,02	330	M126	64	500
K9U	7,6	8,4	KDW1003	1,22	0,7	0,92	290	M125	64	390
T11UM	9,1	10	S3L2-SD	1,46	0,72	1,02	345	M136	65	465
K12UM	10	11	KDW1404	1,41	0,72	1,02	350	M126	64	520
T11U	10,2	11,2	S3L2-SD	1,46	0,72	1,02	370	M136	65	490
K12U	10,6	11,6	KDW1404	1,41	0,72	1,02	340	M126	64	510
T16UM	13,6	15	S4L2-SD	1,46	0,72	1,02	400	M136	67	520
T16U	14,6	16	S4L2-SD	1,46	0,72	1,02	400	M136	67	520
K20UM	16,4	18	KDI1903M	1,46	0,72	1,08	470	M136	64	600
K20U	17,3	19	KDI1903M	1,46	0,72	1,08	470	M136	64	600
J20UM	18,2	20	3029DSG20	1,7	0,9	1,24	694	M137	68	851
J20U	18,2	20	3029DSG20	1,7	0,9	1,18	624	M137	68	812
B20U	20	18,2	4M06G20_6	1,7	0,9	1,08	530	M137-B	64	724
K25U	22,6	24,8	KDI2504M	1,46	0,72	1,08	510	M136	68	630
J30UM	25,5	28	3029DSG20	1,7	0,9	1,18	698	M137	68	886
K30UM	27,3	30	KDI2504TM-30	1,7	0,9	1,2	604	M137	68	792
J30U	27,3	30	3029DSG20	1,7	0,9	1,18	663	M137	68	817
K30U	27,9	30,7	KDI2504TM-30	1,7	0,9	1,2	585	M137	69	773
J40UM	35,5	39	3029TSG20	1,7	0,9	1,24	694	M137	70	882
K40UM	36,4	40	KDI2504TM-40	1,7	0,9	1,07	615	M137	69	803
J40U	36	40	3029TSG20	1,7	0,9	1,24	680	M137	70	868
K40U	36	40	KDI2504TM-40	1,7	0,9	1,2	618	M137	70	806
B40U	40	36,4	4M06G41_6	1,7	0,9	1,13	622	M137-B	65	815
KD60U	54	60	KD39L04T	1,89	1,07	1,31	1030	M147	75	1280
KD80U	70	77	KD39L04T	1,89	1,07	1,31	1060	M147	76	1300
KD100U	86	95	KD59L06T	2,15	1,1	1,53	1170	M148	74	1620
KD120U	104	115	KD59L06T	2,15	1,1	1,53	1230	M148	77	1620
KD150U	133	146	KD59L06T	2,15	1,1	1,53	1320	M148	77	1700
KD160U	146	161	KD83L06T	2,48	1,1	1,64	1740	M149	74	2300
KD180U	165	181	KD83L06T	2,48	1,1	1,64	1760	M149	76	2400
KD230U	206	226	KD83L06T	2,48	1,1	1,64	1840	M149	78	2400
D300U	273	300	P126TI-II	2,97	1,35	1,71	2951	M237	77	3289
V300U	273	300	TAD1341GE-B	3,16	1,34	1,8	3103	M228	76	4035

8 kW



4 000 kW

GENSET MODEL	POWER (kW)		ENGINE	OPEN VERSION				ENCLOSURED VERSION		
	PRP ⁽¹⁾	ESP ⁽²⁾		Length (m)	Width (m)	Height (m)	Weight (kg) ⁽³⁾	Enclosure	Db @7m	Weight (kg) ⁽³⁾
V350U	318	350	TAD1342GE-B	3,16	1,34	1,8	3103	M228	76	4082
D400U	364	400	P158LE	3,34	1,50	1,85	2970	M238	78	4210
V400UC2	364	400	TAD1344GE-B	3,34	1,50	1,74	3210	M238	75	4380
D500U	454	500	DP158LDS	3,47	1,5	1,82	3340	M238	81	4570
V500UC2	454	500	TAD1641GE-B	3,62	1,89	2,09	3930	M240	80	5680
V550UC2	500	550	TAD1642GE-B	3,62	1,89	1,99	4040	M240	80	5800
D600U	546	600	DP180LB	3,62	1,96	2,22	3913	M240	83	5683
V600UC2	546	600	TWD1644GE	3,62	1,89	2,03	4420	M240	78	6390
D750U	691	760	DP222LC	3,62	1,96	2,22	4340	M240	85	6300
KD800U ⁽⁴⁾	727	800	KD27V12-6A	4,19	1,72	2,28	5670	M427*	82	8500
KD900U ⁽⁴⁾	818	900	KD27V12-6B	4,19	1,72	2,28	5890	M427*	82	8700
KD1000 ⁽⁴⁾	909	1000	KD27V12-6C	4,19	1,96	2,28	6310	M427*	82	9100
T1200U	1091	1200	S12R-PTA-3	4,31	2	2,29	10100	M428*	80	12430
KD1250U ⁽⁴⁾	1136	1250	KD36V16-6A	4,75	2,12	2,48	8600	ISO20*	83	15800
KD1350U ⁽⁴⁾	1218	1339	KD36V16-6B	4,75	2,12	2,48	8600	ISO20*	84	14000
KD1500U ⁽⁴⁾	1364	1500	KD45V20-6B	5,2	2,12	2,47	10200	ISO20*	93	16100
KD1600U ⁽⁴⁾	1454	1600	KD45V20-6C	5,2	2,1	2,47	10600	ISO20*	93	16400
T1600U	1454	1600	S16R-Y1PTA-4	5,52	2,29	2,48	12979	ISO40*	85	22760
KD1750U ⁽⁴⁾	1591	1750	KD45V20-6D	5,2	2,12	2,47	10800	ISO20*	93	16600
KD2000U ⁽⁴⁾	1818	2000	KD62V12A-6A	4,6	1,96	2,66**	14455	CPU40*	78	29020
T2000U	1818	2000	S16R-Y1PTAA2-3B	5,97	2,2	2,48	14098	ISO40	86	22840
KD2250U ⁽⁴⁾	2046	2250	KD62V12A-6B	4,6	1,96	2,66**	15186	CPU40*	78	29270
KD2500U ⁽⁴⁾	2273	2500	KD62V12A-6C	4,6	1,96	2,66**	15994	CPU40*	78	29730
KD2800U ⁽⁴⁾	2558	2814	KD83V16A-6A	5,30	1,82	2,59**	19800	-	-	-
KD3000U ⁽⁴⁾	2727	3000	KD83V16A-6B	5,30	1,82	2,59**	19800	-	-	-
KD3250U ⁽⁴⁾	2954	3250	KD83V16A-6C	5,30	1,82	2,59**	20440	-	-	-
KD3500U ⁽⁴⁾	3182	3500	KD103V20-6A	5,3	1,96	2,66	34239	-	-	-
KD4000U ⁽⁴⁾	3636	4000	KD103V20-6C	5,3	1,96	2,66	35199	-	-	-

(1) PRP : Prime Power is available for an unlimited number of annual operating hours in variable load applications, in accordance with ISO 8528-1.

(2) ESP : The standby power rating is applicable for supplying emergency power in variable load applications in accordance with ISO 8528-1. Overload is not allowed.

(3) Dry weight : without fuel & without cooling liquid

(4) exist in Fuel Optimized and Emission Optimized


(5) All industrial gensets are designed for an optimal use up to 40°C. Available in 50°C version

(6) Available with France or Japan engine. Please note that Japan engines are not EURI

* exists in other enclosure/container with lower sound level

** Dimensions & weight without cooling system (separate aero cooler)

Industrial *generators* Appendix






Industrial *generators*

Appendix

GLOSSARY	
U	60 Hz
M	Single phase
H	High speed (3000 RPM)
C	Clean Power Range
C2	Clean Power Range - Stage II
C3	Clean Power Range - Stage IIIA
C5	Clean Power Range - Stage V
_VDE	Certified for "Grid Code" application - VDE-AR-N 4110

PRODUCT NAMING	
K	Rehlko Engines engine
T	Mitsubishi engine
J	John Deere engine
B	Baudouin engine
KD	Rehlko engine
D	Hyundai engine
V	Volvo engine



ENCLOSURE	DIMENSIONS l x w x h (m)
SOUNDPROOFED VERSION	
CANOPY	
M125	1,48 x 0,76 x 1,03
M126	1,75 x 0,78 x 1,23
M136	1,80 x 0,75 x 1,17
M137	2,10 x 0,94 x 1,28
M137-B	2,10 x 0,94 x 1,27
M147	2,47 x 1,11 x 1,46
M148	2,94 x 1,15 x 1,6
M149	3,6 x 1,2 x 1,9
M237	4,10 x 1,41 x 2,15
M228	4,48 x 1,41 x 2,43
M238	4,88 x 1,56 x 2,45
M230	5,03 x 1,69 x 2,66
M240	5,30 x 1,90 x 2,66
M427	6,41 x 2,16 x 2,75
M428	6,80 x 2,16 x 2,55 (3,93)*

ENCLOSURE	DIMENSIONS l x w x h (m)
SOUNDPROOFED VERSION	
CONTAINER	
ISO20	6,06 (9,14)* x 2,44 x 2,90
ISO40	12,19 x 2,44 x 2,90
CPU40	12,19 x 2,44 x 2,90 (4,98)*
CPU45	13,72 x 2,44 x 2,90 (4,98)*
WALK-IN	
WIC40	16,83 (17,51)* x 4,00 x 4,00 (6,07)*

*Super soundproofed version dimensions

*Super soundproofed version dimensions



