

6 TIPS FOR FIRE SAFETY IN THE HOME



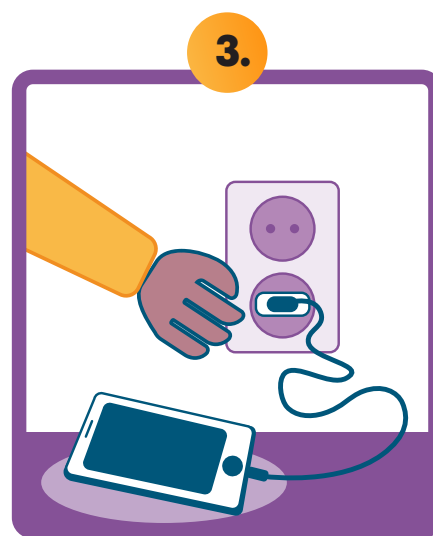
Your home must by law have a smoke alarm. Under law, you are responsible for testing it.

Test the smoke alarms regularly: make testing them a new routine task alongside cleaning.




Keep the cooker and its surroundings tidy. Never store anything on top of the cooker.

If you have children or pets, you should get a knob cover preventing the cooktop or oven being turned on accidentally.




Unplug the charger of an electrical device from the socket once the battery is sufficiently charged. Leaving the charger in the socket may cause a fire hazard.

If the device's battery gets hot or emits a bad smell, stop using the faulty device immediately.



Place all light fittings safely: make sure lamps cannot fall onto items such as a sofa or bed.

Be extra careful with halogen lights that can get very hot.



Only use the sauna for bathing. Never store any non-sauna items or dry laundry in the sauna.

If the sauna stove switches on due to a technical fault or other reason, the consequences may be lethal if there are materials that may catch fire near the stove.



Make sure you put candles in safe places where they cannot fall over. Never leave a burning candle unattended.

Outdoor candles or torches must not be burnt on the balcony, and smoking is only permitted in areas designated by your building's rules.