


# Allocator Hub

The end-to-end private  
markets analytics platform  
for Limited Partners



# Streamline your investment workflows to drive better outcomes at a fraction of the cost

The Allocator Hub is an end-to-end private markets analytics platform that enables capital allocators to make informed decisions that lead to optimal investment outcomes. It enables portfolio strategy and investment teams to radically accelerate **asset allocation, manager selection, and portfolio management** workflows by streamlining the most time-consuming, costly, and analytically challenging investment processes.

Leveraging the full breadth of Preqin's market intelligence, the Allocator Hub surfaces **the right data, at the right time, and in the right format** to deliver actionable insights.



# Create custom indices for precise asset allocation

Build a high-performing diversified asset allocation strategy with access to custom indices based on a universe of 13,000+ funds and \$11tn in capitalization.

## Granular customization

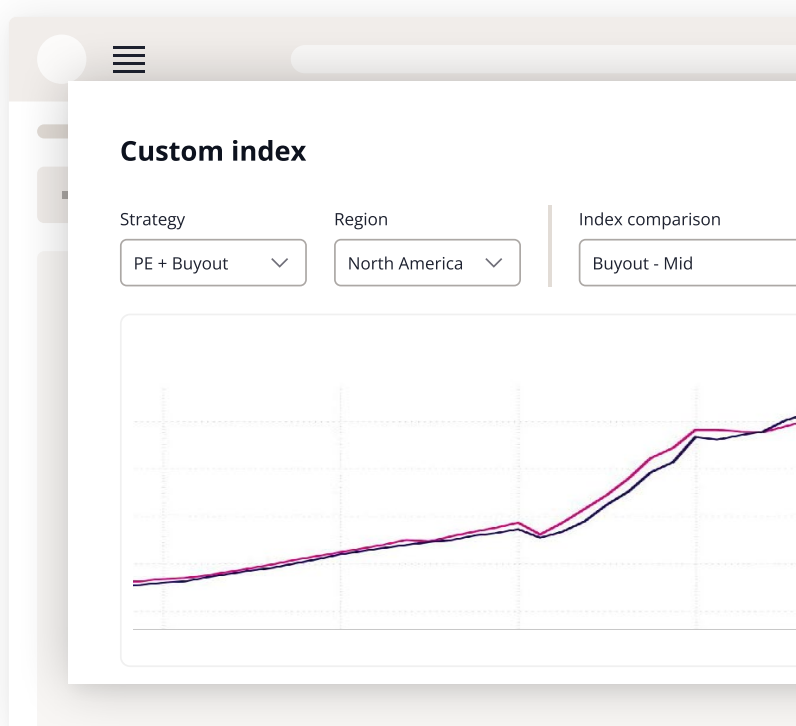
Tailor the indices using detailed criteria across strategy, geography, quartile ranking, industry, and more.

## Full transparency

See the constituent funds in each index (count and name) quarter by quarter, broken down by strategy, sector, geography, and vintage.

## In-depth correlation analysis

Quickly interrogate the correlation between the custom index and a wide range of private market indices.



**EXPLORE CUSTOM INDICES**

# Model cash flow profiles with custom J-curves

Model your capital pacing plan confidently with access to an analytical tool that leverages a granular historical universe of 7,300+ fund J-curves.

## Greater data granularity

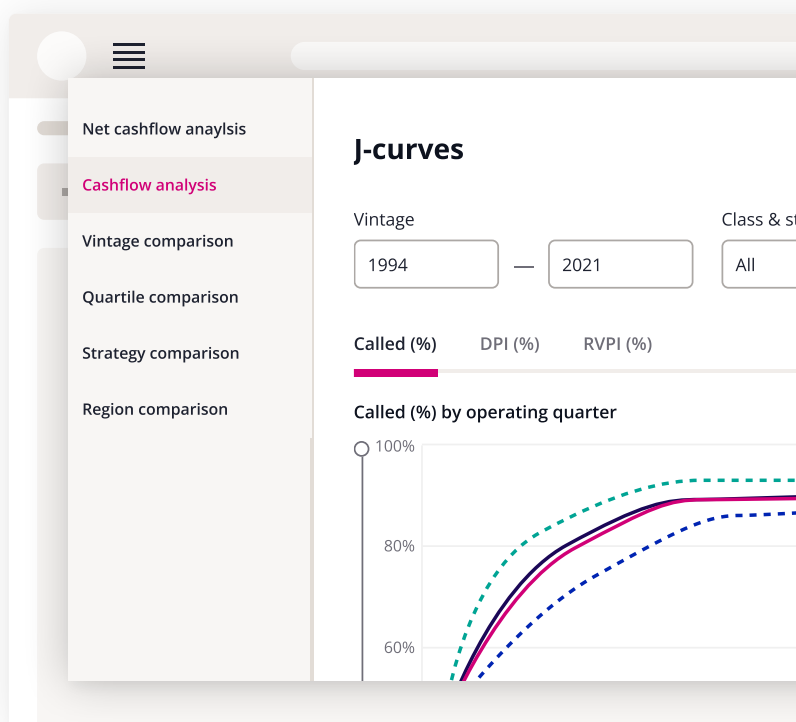
Refine your J-curve analysis to delve into relevant cash flow profiles across combinations of specific region, strategy, sector, vintage, fund size, and more.

## Scenario analysis

Assess capital calls and distribution for different scenarios with access to the percentile ranges across called, RVPI, and DPI.

## Comparison tools

Compare sub-segments of the market to determine cash flow trends across vintage, strategy, and region.



**EXPLORE CUSTOM J-CURVES**

# Forecast your portfolio cash flows to assist with investment pacing and liquidity planning

Forecast cash flow scenarios for your current portfolio to establish a robust pacing strategy and mitigate risk.

## Trusted methodology

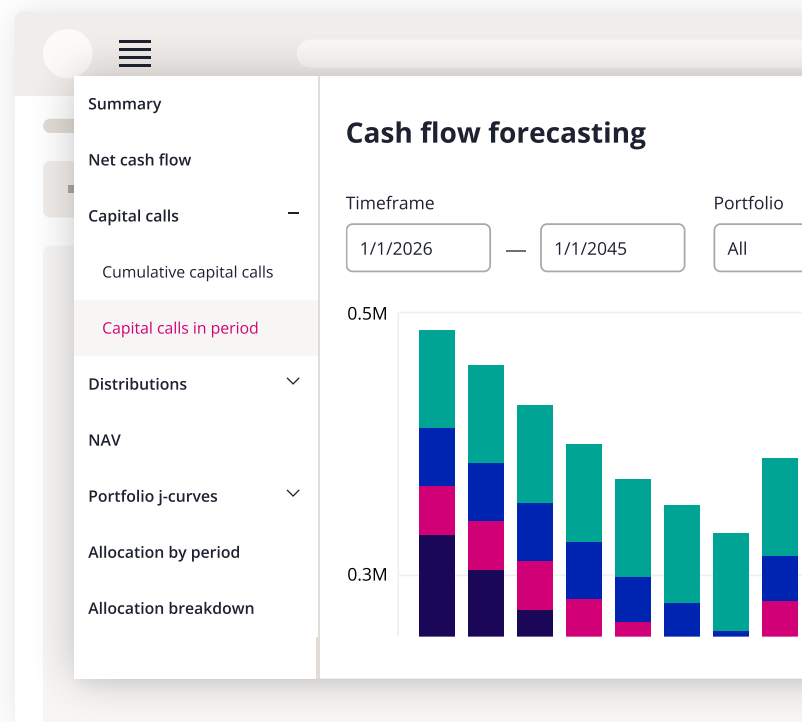
Leverage the widely accepted Yale model, calibrated with Preqin's extensive historical cash flow data and back tested against LP-reported portfolio data.

## Customization and scenario planning

Map your portfolio to the cash flow model to project future calls and distributions and effectively manage risk within your portfolio.

## Enhanced data granularity

Model multiple portfolio cash flows at the same time and drill down into how they are projected for different strategies, geographies, and funds.




**EXPLORE LIQUIDITY PLANNING**

“ The Allocator Hub is a powerful tool with impressive functionality and an intuitive design. Its time-saving benefits, particularly for automating portfolio benchmarking and IDD workflows, are standout.

---

**Natalia Sigrist**

Partner, Private Equity, Unigestion



# Accelerate market mapping of fund investment opportunities

Systematically and efficiently map the market of actionable, high-quality investment opportunities aligned to your strategy with the help of dynamic data filtering and visual analytics.

## Market-leading data

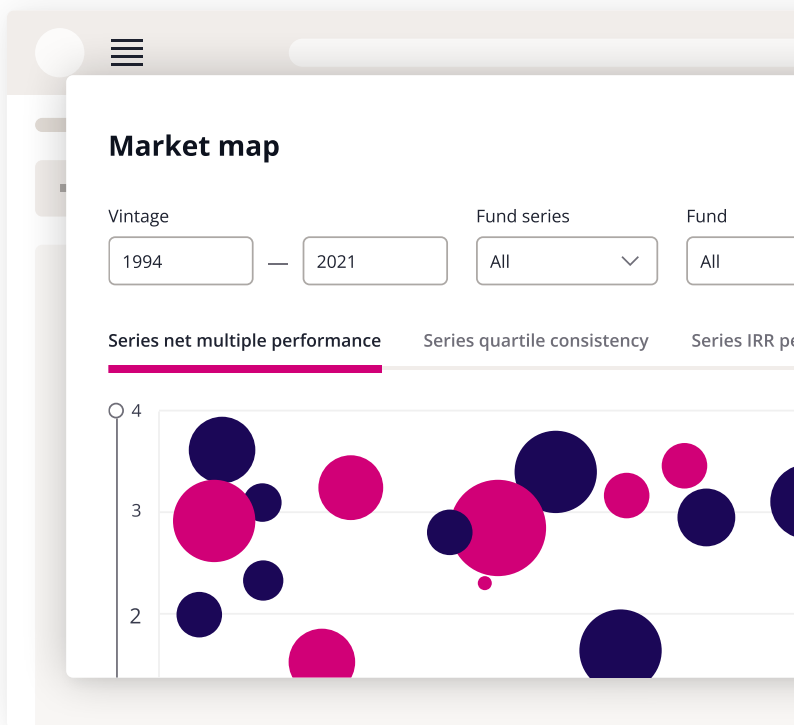
Leverage multiple up-to-date performance metrics to gain a comprehensive view of fund manager performance with data on 12,000+ private capital fund series aggregated from 150,000+ private capital funds.

## Pooled performance

Examine performance across the fund series and at the fund level to determine the consistency of returns.

## Granular customization

Easily create a customized view of actionable quality investment opportunities aligned to your strategy with dynamic filters for strategy, geography, industry, size, ESG labels, and more.



[EXPLORE MARKET MAPPING](#)

# Digitize and automate GP fund series and attribution analysis for enhanced investment due diligence

Optimize GP fund series performance analysis with advanced visual analytics that enable efficient and in-depth analysis across multiple fund series to validate investment decisions.

## Data analytics and visualizations

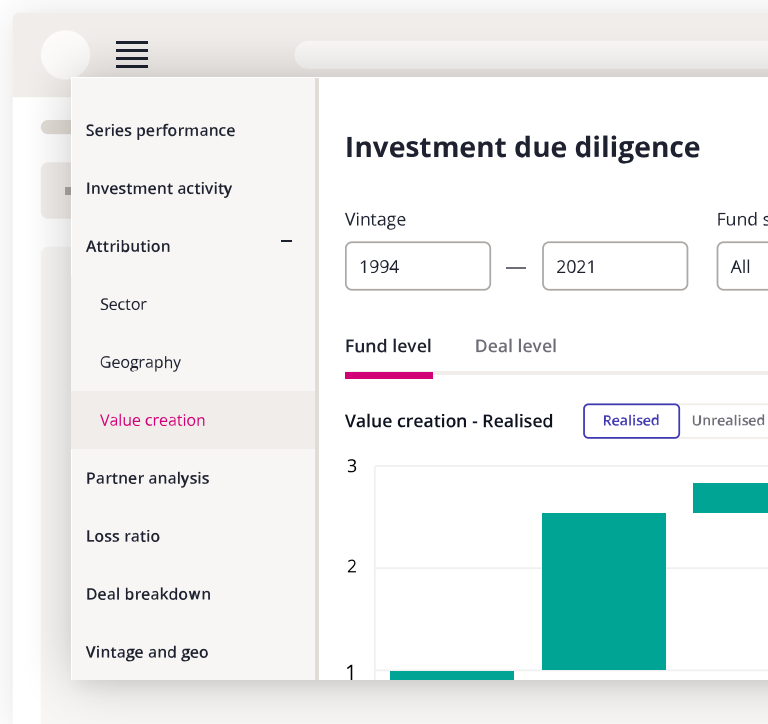
Access and export powerful visual analytics to conduct in-depth manager attribution analysis and prepare DDQs and IC memos in a fraction of the time.

## Contextualized performance

Compare performance across a fund series against the market and select peer groups. Conduct deeper analysis with benchmarks for loss ratios, value creation, and entry multiples.

## Data automation and digitization

Streamline data extraction, standardization, and mapping of GP data room documentation to enable efficient performance track record and attribution analysis.



**EXPLORE DUE DILIGENCE**

# Review and measure your portfolio's performance with granular insights

Leverage a comprehensive view of your private capital portfolio to analyze and benchmark its performance accurately and drive more informed decisions.

## Fund-level benchmarks

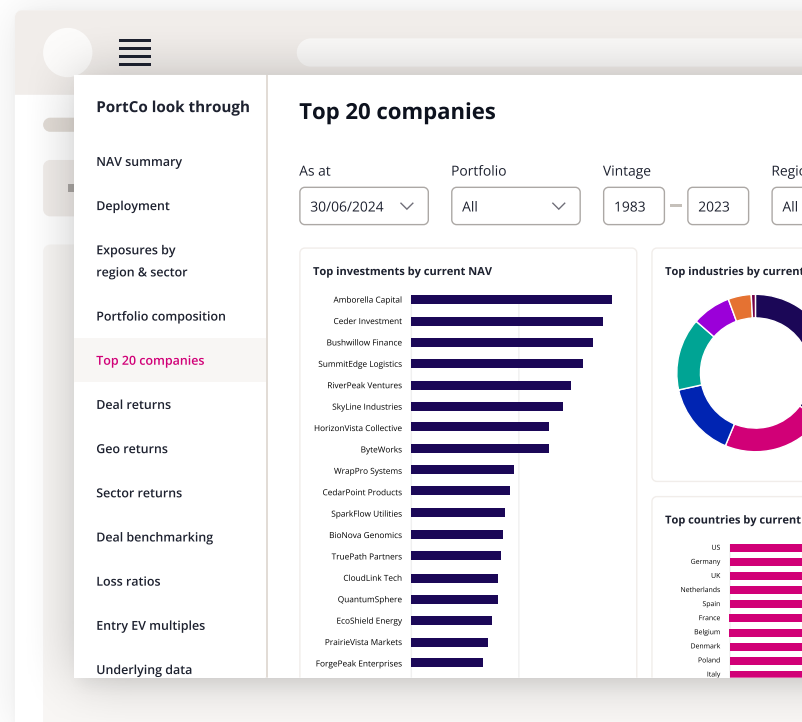
Track quartile performance of the funds in your private capital portfolio against up-to-date market benchmarks with the ability to choose the right benchmark for each fund.

## Detailed portfolio analysis

Zoom in on portfolio performance and diversification, and analyze net cash flow history to conduct attribution analysis.

## Portfolio look-through analytics

Drill down into asset-level exposures with portfolio company look-through analytics to better understand and manage portfolio risk.



**EXPLORE PORTFOLIO ANALYTICS**

# How can we help you?

Preqin has been empowering the global finance community for more than 20 years with actionable market data, research, and analytics to make investing in alternative assets a seamless, data-driven process.

Find out how to make the most of Preqin's data and analytics solutions – book a demo with an expert today.

**BOOK A DEMO**