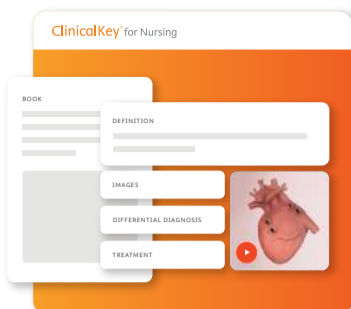




ClinicalKey®

Quick reference card ClinicalKey for Nursing

www.clinicalkey.com.au/nursing



Credible answers at the point of care alongside trusted, in-depth nursing content across 30+ specialties, including midwifery and allied health.

- Full-text books and journals
- Clinical overviews
- AMH Drug monographs
- Mosby's evidence-based nursing monographs
- Clinical calculators
- Images
- Customisable patient education handouts
- MEDLINE® abstracts
- Clinical updates
- Enhanced mobile app

Benefits of a personal account



Access anywhere

Activate remote access to use ClinicalKey on the go, including through the mobile app for Apple and Android devices.

Presentation Maker

Export images to PowerPoint & Keynote quickly and easily by selecting images from search and browse results.

Saved content

Click the Save icon on search and browse results to store content — then tag items for faster access later.

Time-based CME/CPD credit

Time-based credits can be earned, redeemed and tracked right from your personal account.

Create a personal account

1. Visit clinicalkey.com.au/nursing within your institutional network or IP range.
2. Click the **register** link in the top right corner.
3. Enter the required data — use your **institutional email address** which will be your username.
4. Click **register** to generate a confirmation email.



Activate Remote Access

1. Ensure you have already created a personal account.
2. Visit clinicalkey.com.au/nursing within your institutional network or IP range.
3. Click the **login** link in the top right corner and enter your previously created account details.
4. Click your **user profile menu** in the top, right corner and select **Remote Access** from the drop-down.
5. Input your **institutional email address** (it should be your username) and click **continue** to generate an activation email.
6. Open the activation email within 60 minutes and click the **activate** your remote access link.

Download the mobile app

The ClinicalKey app is a completely redesigned mobile experience that allows clinicians to easily search the information they need — making it faster and simpler to get support, from the clinical reference source you trust.



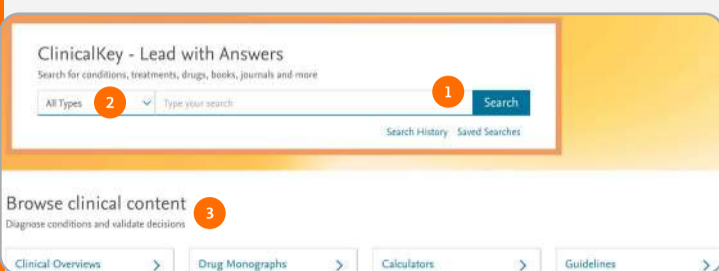
Available on both Android and Apple devices by visiting the appstore on your mobile and searching 'ClinicalKey'



ClinicalKey®

Searching and browsing in ClinicalKey

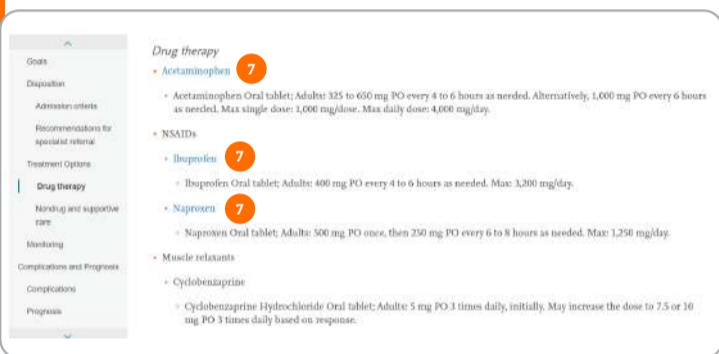
- 1 Start by typing in the **search box** on the homepage. Autosuggest will offer shortcuts.
- 2 Access **scoped search** from anywhere in ClinicalKey for Nursing next to the search bar. Limit results by content type or restrict search to within a publication.
- 3 **Browse** by content type by using the links in the section under the search bar or use the **browse** tab at the top of any other page.



- 4 The **search results** page will display results ranked by relevancy, based on search term.
- 5 **Filter** results by source type, specialty, or date.
- 6 Click on the **colour-coded shortcuts** that take you directly to the clinical workflow.



- 7 To improve speed to answer at the point of care, you can link directly to AMH drug monographs from clinical overviews



Time-based CME/CPD credit

1. Login to your personal account. As you search and open eligible content, your search and time spent reading will be automatically recorded as potential CME/CPD.
2. Access your **CME/CPD dashboard** from your user profile menu at the top right of the desktop version of the site. Within the dashboard, click on **claim credit**.
3. Select the query you want to claim, submit evaluative feedback, click **submit** and print the certificate. You have two years from the date of accrual to claim.



Presentation Maker

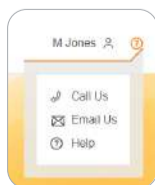
Use the Presentation Maker to create presentations quickly and easily.

1. Click the Presentation Maker icon on search and browse results to add images to a presentation.
2. Access **presentations** in your user profile menu to create and edit presentations.
3. Click **export** to convert your presentation to PowerPoint or Keynote.



Support resources

- Click on the **Resource Center** link in the footer section of clinicalkey.com.au/nursing to view learning and implementation materials and register for upcoming training sessions.
- For technical assistance, click on the question mark icon on the top right of the website. Contact us or click **help** to visit our FAQs. You can also email customerengagement@elsevier.com



ClinicalKey®