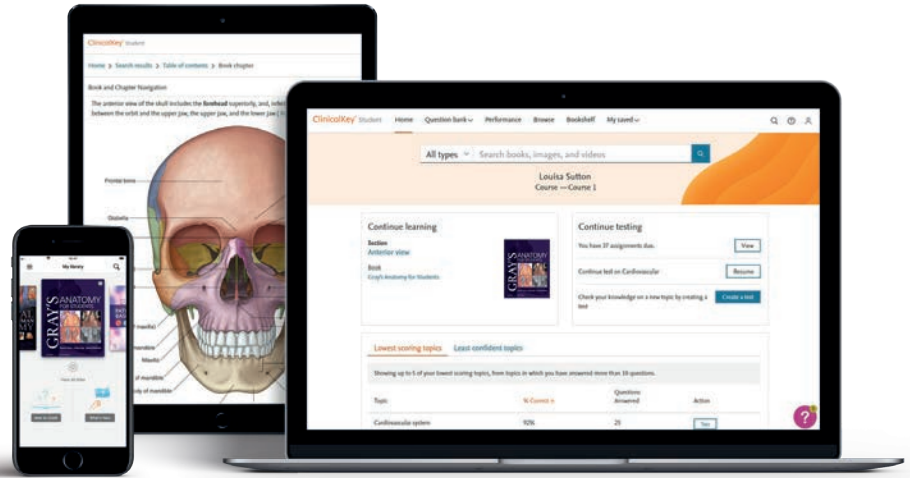


# ClinicalKey Student Access Guide



ClinicalKey Student is an interactive education platform that gives you access to hundreds of acclaimed textbooks, copyright cleared images, videos, question banks and study tools that enhance your learning.



## Your access through Bond University

- [Click here](#) to go directly to ClinicalKey Student by logging in via Proxy and entering your Bond University email and password
- When prompted, please select **Bond University Ltd, IP\_Bond University**

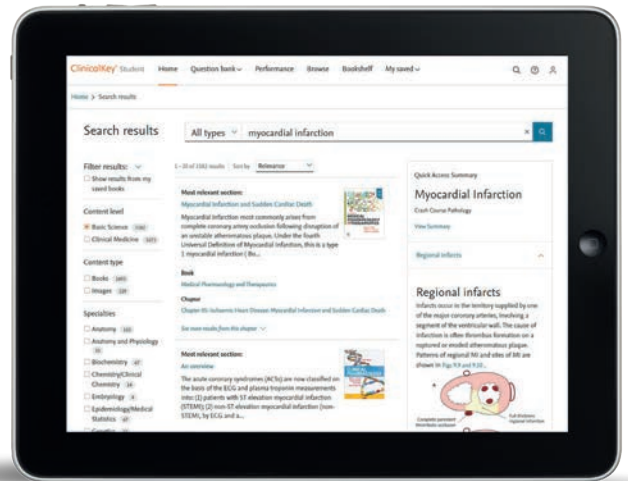
## Register for a free personal account

- Click [Register here](#) and fill in the required fields including your Bond University email address
- Choose a password and click [Register](#)
- Note: If you have ever used an Elsevier product (ClinicalKey, Science Direct, Scopus) using your Bond email, please [Log In](#) instead of registering for a new account

# Getting started with ClinicalKey Student

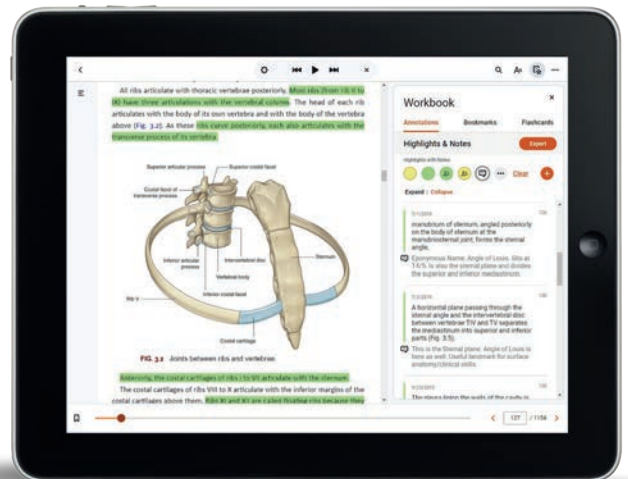
## Dive right in

- Search for an anatomical structure or medical condition
- Filter by type to view related book, image and video content
- Narrow search results by specialty to identify relevant content
- View a quick access summary to quickly get to grips with key medical conditions



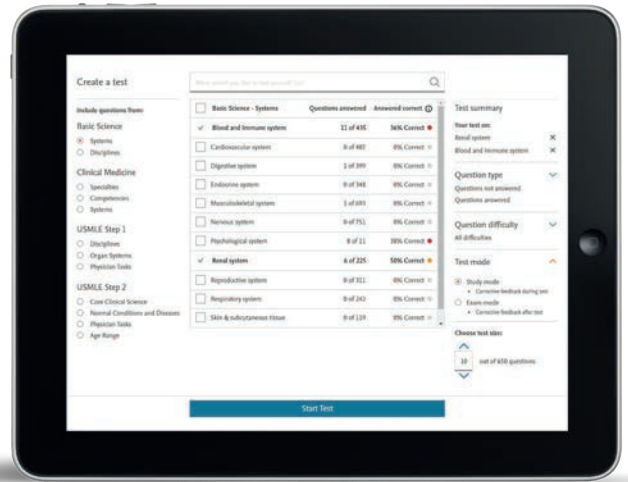
## Build your own bookshelf

- Add a book to your digital Bookshelf by clicking on “Add to bookshelf” from inside a chapter of a book
- Make notes and highlight important information inside text
- Build your own flashcards to quiz yourself on key concepts and review later
- Listen to a book by using the *Read aloud* feature within Bookshelf



## Test your knowledge

- Create a test by going to the Question Bank tab, then Create a test, or by clicking on 'Create a test' from the homepage
- Choose Basic Science or Clinical Medicine Question bank
- Filter by systems or disciplines and select one or multiple topics
- Choose type of questions, study or exam mode, number of questions
- Click 'Start my Test'



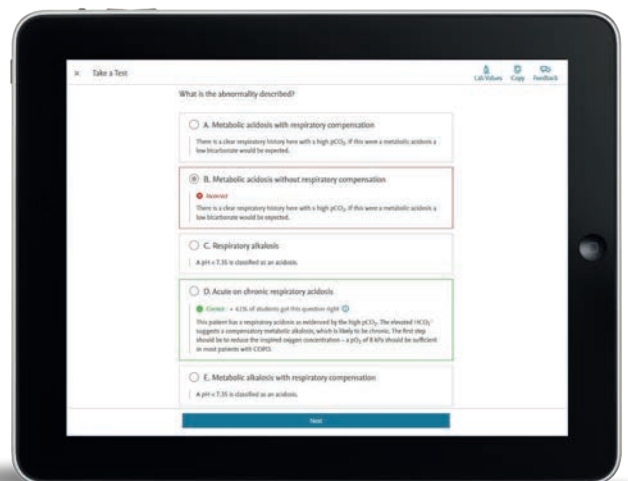
## Study mode or exam mode

- The Exam mode is designed in a way to simulate your exam. You get through all the questions and get feedback at the end of the test
- In Study mode, you get access to the feedback after each question. This enables you to correct any misunderstanding before moving to the next question

**TIP:** In Exam mode you can highlight keywords in the text and cross out any answer choices you've ruled as not relevant

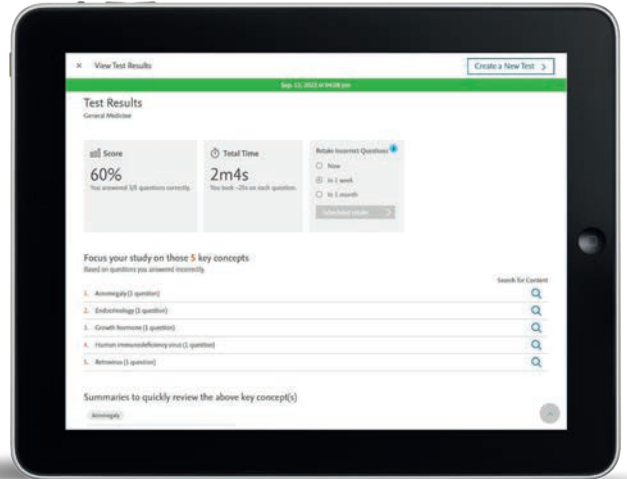
## Receive feedback with detailed explanations

- For each question you will get detailed explanations for all the answer choices
- In Study mode, those explanations are displayed as you submit each answer
- In Exam mode, those explanations are displayed at the end of the test
- See how much time you spent on the question



## Get recommendations on where to focus next

- View key concepts to focus your study or revision based on your incorrect answers to the test
- Access textbook sections on each of those key concepts to close any knowledge gaps
- Retake incorrect questions to check if you've made progress



## View your performance over time

- View your performance per topic and most challenging topics by clicking on the Performance tab
- Review, retake and resume any previous test by clicking on the Question bank tab, then Previous tests

