

ClinicalKey quick reference card

clinicalkey.com

Fast answers built on better evidence

ClinicalKey is your access to the most in-depth and latest advances in clinical knowledge.



Fast

Recognises concepts and offers shortcuts



Complete

Current content across 30+ medical specialties



Convenient

Easy to discover, share & apply content anywhere



Trusted

Content from Elsevier, the name healthcare professionals rely on

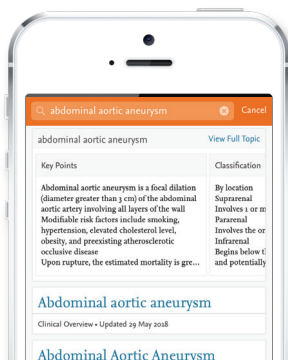
Support for improved outcomes at the point of care

Clinical Overviews

- Clinical Overviews provide concise, easy-to-scan summaries which include evidence-based information, current guidelines, and the latest advances on medical conditions.

ClinicalKey Mobile App

- Provides you with insights for better patient outcomes anytime, anywhere – available for Apple and Android devices. Don't have the app on the device you're using? clinicalkey.com's mobile interface adapts to your phone, tablet or mobile device to discover fast answers and deep evidence.



Personal access for more benefits

A ClinicalKey personal account lets you customise your experience using special features

Presentation Maker

- Create fast presentations by selecting images from search and browse results.

Saved content

- Click the Save icon on search and browse results to store content – then tag items for faster access later.

Patient Education

- Choose from over 15,000 patient education handouts, customisable to fit each patient's specific needs.

Free CME Credit

- Earn 0.5 AMA PRA Category 1 Credit™ every time you search – provided by the Elsevier Office of Continued Medical Education.

5 Simple Steps to Create a Personal Account

1. Visit clinicalkey.com within your institutional network or IP range
2. Click the **Register** link
3. Enter the required data – your email address will be your username
4. Confirm your password by re-entering it
5. Congratulations! You've created a new personal account

If you require remote access outside of your institution's network, please contact your institutional administrator or click Remote Access in the drop-down menu on the top right of your screen.

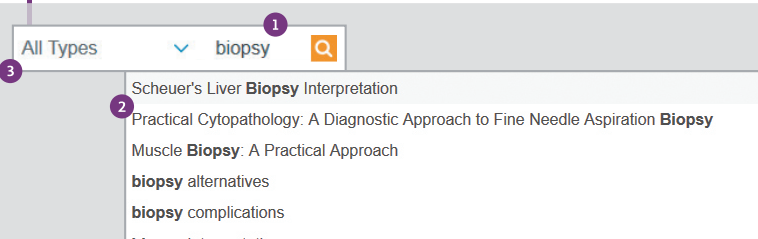
ClinicalKey®

Your access to the latest advances in clinical knowledge



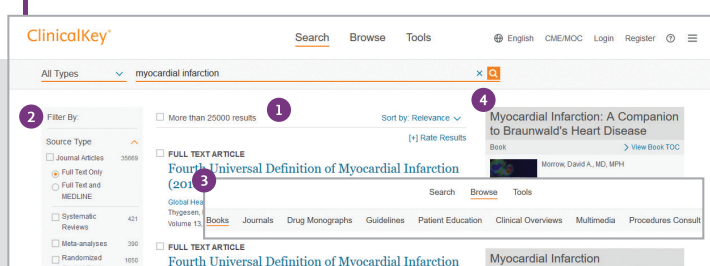
ClinicalKey takes you from searching to presenting quickly and easily

- 1 Smart Search**
Begin typing in the search bar to get started. Smart Search immediately offers shortcuts.
- 2 AutoSuggest**
As part of Smart Search, AutoSuggest provides related clinical ideas and Clinical Overviews for quick, point-of-care content.
- 3 Scoped Search**
Access Scoped Search from anywhere in ClinicalKey. Limit results by content type or restrict search to within a publication.



Search Results, Filters, Browse and Selected Content

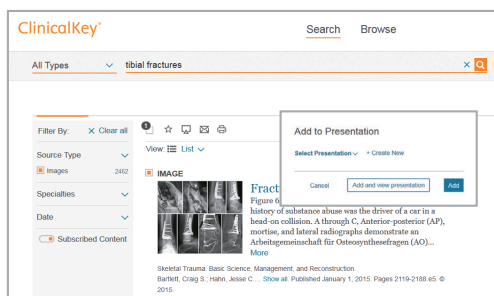
- 1 Search Results**
Content displayed ranked by relevancy, based on search term.
- 2 Filters**
Narrow results by Source Type, Specialties, Study Type and Date.
- 3 Browse**
Instead of searching, browse by visiting the Browse button in the header – access a single page collecting all different types of content and highlighting the newest books and journals.
- 4 Selected Content**
Highlights the best content for specific diseases, such as atrial fibrillation, heart failure, myocardial infarction and hypertension, which provides the quick answer solution for patient care.



Presentation Maker

Use the Presentation Maker to create fast, simple presentations.

1. Click the Presentation Maker icon on search and browse results to add images to a presentation.
2. Access the Presentation item in the User Menu to edit multiple presentations at once.
3. Click Export to convert your presentation to PowerPoint or Keynote.



Record your personal account information below.

Username

Password

For Technical Support:

Contact us 24/7 via the webform or chat (click 'Help' on clinicalkey.com)
Or Telephone: +31 (0) 20 485 3767. Telephone Service hours:
9 am - 6 pm GMT +1 (Amsterdam office), Monday - Friday, excluding national holidays.