



Celonis Skillathon 2022 – How to enroll in the Online Learning Course

Process Mining Skills

Process excellence is the heart of every successful business. With Process mining, businesses can gain objective, fact-based insights, derived from actual data, that help them audit, analyze, and improve existing business processes. The benefits of process mining span across industries and business lines with more than half of all Fortune 500 companies already having a process mining tool in place. Students who go through a certification by Celonis, the market leader in this field, will learn data science hands-on and be job-market ready.

About the Course

Celonis offers students access to the Celonis Academy, specifically to the certification track *Process Mining Fundamentals for Students*. Students must complete all the 25 modules listed below, comprising about 14 hours of learning obtain the *Academic Process Mining Fundamentals* badge.

Introduction	Introduction to the PMF Track	5 minutes
	Introduction to Process Mining	30 minutes
Review and Interpret Analyses	Get to Know Celonis Analysis	10 minutes
	Navigate to an Analysis	3 minutes
	Use the Variant Explorer	25 minutes
	Use the Process Explorer	25 minutes
	Use Charts and Tables, Review KPIs	20 minutes
	Use Selection Views	20 minutes
	Use Case Explorer	3 minutes
	Use Conformance Checker	15 minutes
	Save and Share Analysis Selection, Export Data	3 minutes

	Wrap-up: Review and Interpret Analysis	5 minutes
<i>Build Analyses – No Code</i>	Get Ready to Build Analyses	10 minutes
	Create the Analysis Asset	10 minutes
	Add the First Analysis Sheet and Publish	25 minutes
	Configure Tables and Charts	45 minutes
	Configure Single KPI, Selection & Design Components	30 minutes
	Configure Standard Process KPIs in the Visual Editor	25 minutes
	Configure Custom KPIs in the Visual Editor	50 minutes
	Configure a Conformance Checker Sheet	50 minutes
	Wrap-up: Build Analyses – Basics	10 minutes
<i>Business Case</i>	Business Case: Pizzeria Mamma Mia	2 hours 30 minutes
<i>Identify and Realise Execution Gaps</i>	Introducing the Path to Volume	20 minutes
	Frame Value	1 – 3 hours
	Realise Value: Execute Improvement Actions	15 minutes
	Sustain Value	25 minutes
Total Duration		~13 hours 30 minutes

Initiate Self-Learning in the Celonis Academy

Step 1. Sign Up


Create an account in the Celonis Academy: <https://academy-login.celonis.com/s/login/SelfRegister>

Enroll into the course: <https://academy.celonis.com/redeem/3e9be885-876f-412a-ad59-6ea5b9da575e>

Step 2. Fill in Information

Fill in your information as guided below and click on *Sign Up*.

2.1. Choose Academic and sign up with your academic email address (e.g., sample.name@iim.ac.in). If your institution does not provide an academic domain, use your personal email ID.



* I'm a ¹

Academic

* Email

you@example.com


Please provide your Academic Email

☐ I would like to receive more information about Celonis and its services. I hereby consent to receive electronic messages and other communication from Celonis.

By clicking on the button below I agree to the **Terms of Use** as well as to the processing of my personal data as described within the **Privacy Notice**. I acknowledge that Celonis may share this data with my employer and/or its affiliates.

Send

2.2. On the institute selection page, select your institute. If your institute is not on the list select No, I do not belong to any of the institutions listed. Click Next.



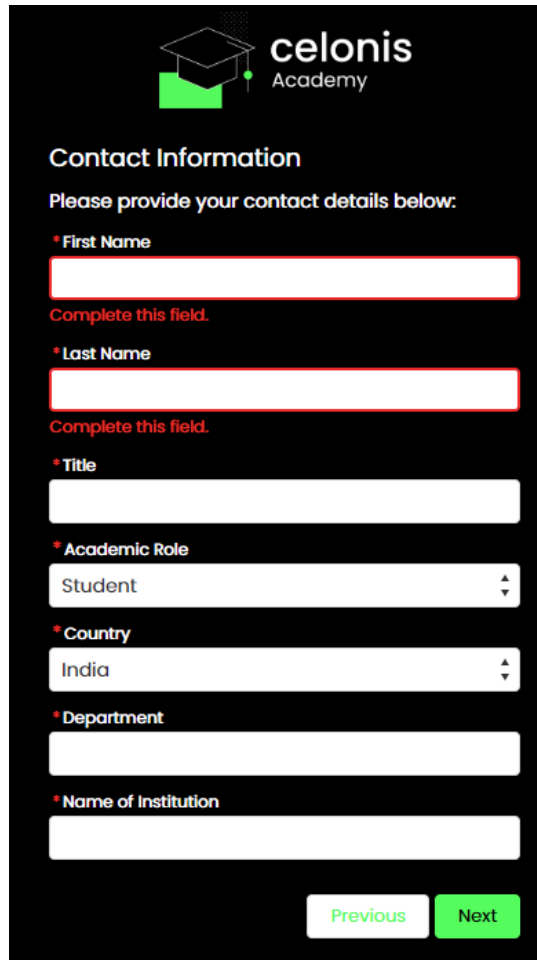
Institution Selection


Please review the institutions listed below and indicate whether you belong to any of them.

- ☐ TechLabs e.V. Germany, Germany
- ☐ Technical University of Munich, Germany
- ☐ TUM São Paulo Liaison Office, Brazil
- ☐ UnternehmerTUM GmbH, Germany
- ☒ No, I do not belong to any of the institutions listed.

Previous Next

2.3. Complete the Registration Form. Select Academic Role as Student from the drop-down menu and Country as India. Enter your institute name. Please provide the full name of your institute and avoid abbreviations. (e.g., Indian Institute of Management Lucknow)

A screenshot of the Celonis Academy contact information form. The form is titled "Contact Information" and asks the user to provide contact details. It includes fields for First Name, Last Name, Title, Academic Role (dropdown), Country (dropdown), Department, and Name of Institution. The "Academic Role" dropdown is set to "Student" and the "Country" dropdown is set to "India". There are "Previous" and "Next" buttons at the bottom right.

 **celonis**
Academy

Contact Information

Please provide your contact details below:

* First Name

Complete this field.

* Last Name

Complete this field.

* Title

* Academic Role
Student ▲ ▼

* Country
India ▲ ▼

* Department

* Name of Institution

[Previous](#) [Next](#)

- 2.4. After filling out the details, click **Next**.
- 2.5. You will receive an email that will have your username and the link to activate your account

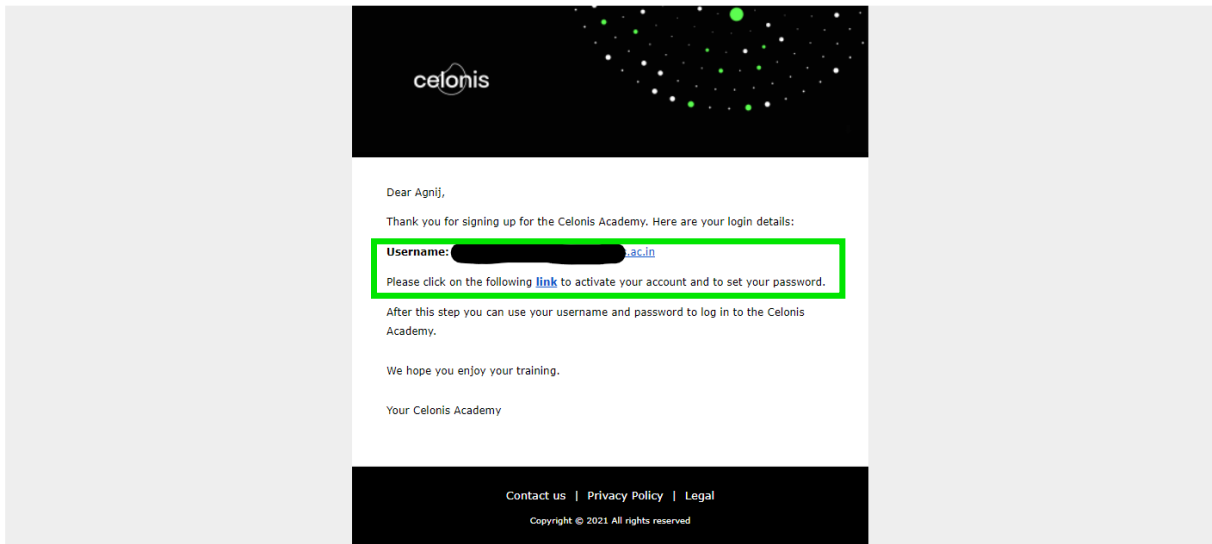


Welcome to Celonis Academy External Inbox x



Celonis Academy <notification-academy@celonis.com>
to me ▾

9:23 AM (2 minutes ago) ☆ ↶ ⋮

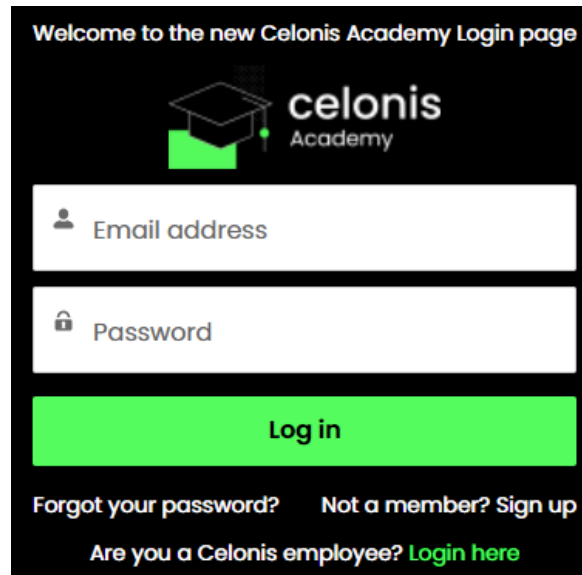


2.6. Set a password for your account. The password must contain 8 characters with at least 1 letter, 1 number, and 1 special character. Then click on **Change Password**.


The "Change Your Password" form is displayed on a dark background. At the top, there is a Celonis Academy logo featuring a graduation cap. The title "Change Your Password" is prominently displayed. The form includes a section for "Enter a new password for" with a text input field and a "Make sure to" label. Below this, a list of requirements is shown with radio buttons: "8 characters", "1 letter", "1 number", and "1 special character" (which is selected). An information icon is next to the last requirement. The form also has two required fields: "* New Password" and "* Confirm New Password". A "Change Password" button is located at the bottom of the form. At the very bottom, a status message reads: "Password was last changed on 24.05.2022 09:23."


Step 3. Log – in to your Celonis Academy account


Your account is ready. You can now log – in to your Celonis Academy account with your username and password. You can navigate from the Celonis Academy Home Page or follow the link [here](#).



Welcome to the new Celonis Academy Login page



 Email address

 Password


Log in

Forgot your password? Not a member? Sign up

Are you a Celonis employee? [Login here](#)


Step 4. Start your Learning Track

Once on your Home Page, select Student Training.





Step 5. Start your *Process Mining Fundamentals for Students* Course

Scroll down or use the search bar to find the course in all access Course Catalog for students. Click on View Details.


[Catalog](#)
[Categories](#)
[About Us](#)
[My Dashboard](#)

Course ended: Dec 8th 2021



Process Mining Fundamentals for Students

Training Track

The track "Process Mining Fundamentals for Students" gives you encompassing...

[View Details](#)

Course ended: Jan 21st 2022



Educator Resource Hub

Training Track

The "Educator Resource Hub" gives you encompassing insights into both the t...

[View Details](#)

[View Details](#)

Process Mining for Audit Professionals

Training Track


[View Details](#)

Showing 1-24 of 24 items

Step 6. Enroll in the course and start learning



Select Start Training Track to begin.

[Community](#)
[FAQs](#)
[Academy News](#)


[Catalog](#)
[Categories](#)
[About Us](#)
[My Dashboard](#)

Process Mining Fundamentals for Students

The track "Process Mining Fundamentals for Students" gives you encompassing insights into both the theoretical and applied foundations around Process Mining.

After you complete all courses within this track, you will receive your "Process Mining Fundamentals Certificate".

Duration:
~ 15 hrs

[Start Training Track](#)

WHAT'S INCLUDED

- Access your courses anytime, anywhere, with a computer, tablet or smartphone
- Videos, quizzes and interactive content designed for a proven learning experience
- Unlimited access. Take your courses at your time and pace

Getting Help

If you have problems signing up or have not received an E-Mail to activate your account, please contact the Academic Alliance Team at academic.alliance@celonis.com.

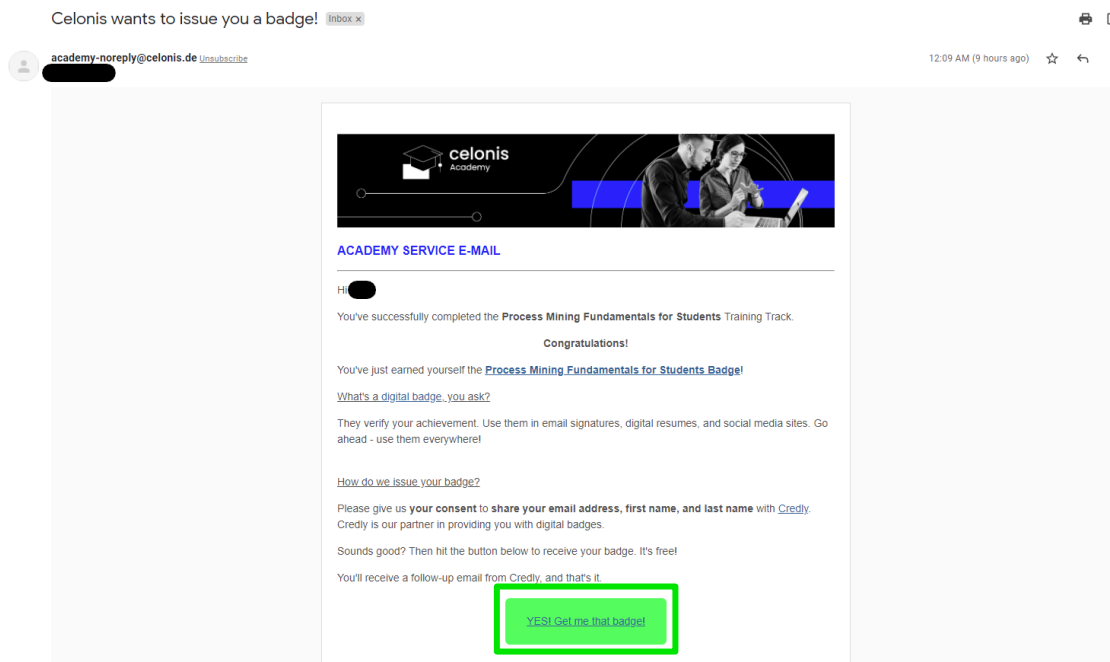
Happy Learning!

Collecting Your Badge


Congratulations! You have completed your course. It is time to collect your *Process Mining Fundamentals for Students Badge* through Credly.

Step 1. Check your inbox

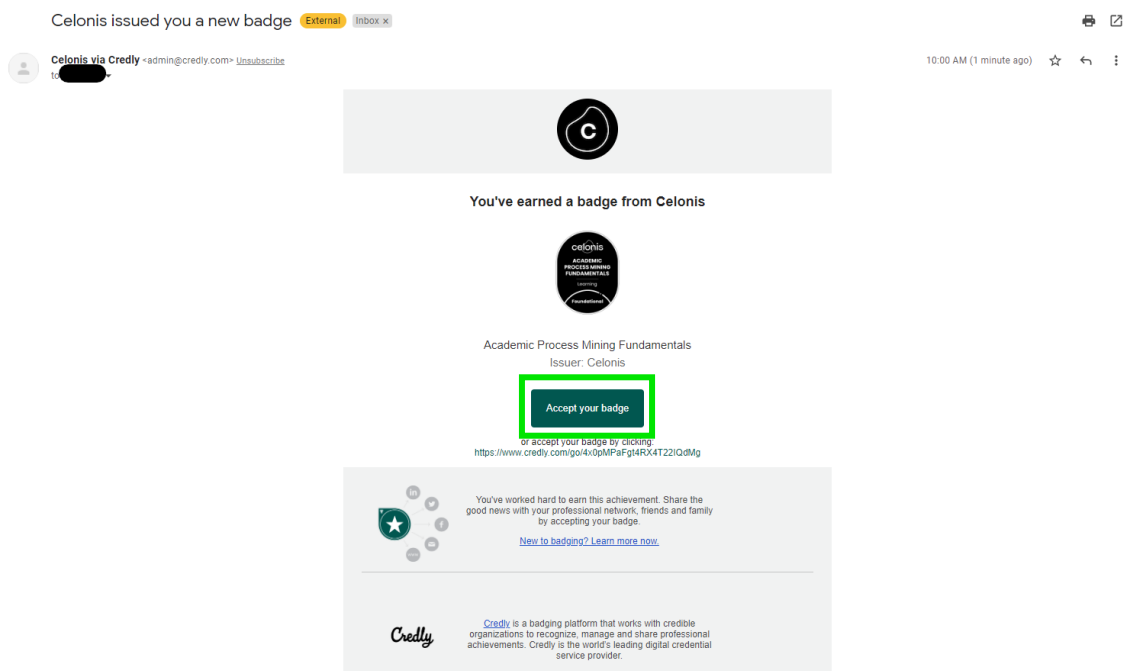
1.1. Once you have completed your course, you will receive an email that will link you to your Badge to your Credly account. Click on *YES! Get me that badge!*



1.2. You will be redirected to the following page.



1.3. Close the windows and go back to your inbox. You will have received a new email. Open the email and accept your badge.



Step 2. Setup your Credly Account


2.1. Clicking on the Accept the badge will redirect you to the Credly signup page. Fill in the details and click on *Create Account*. If you already have an account, click on *I have an account* to log in and skip to Step 3.

Credly

Make the most of your achievement from Celonis.

Credly is the world's largest network of individuals and organizations using verified achievements to unlock opportunities. Join millions of professionals in sharing your achievements online.

Create a Credly account to accept your badge.



Academic Process Mining Fundamentals
Issued by Celonis

First Name *

Last Name *

Email *

Country/Territory *
Select Country/Territory

Password *


☐ Send me occasional news and updates on professional growth opportunities.

☐ I agree to the [Terms of Service](#) and [Privacy Policy](#)

[Create Account](#)

[I have an account](#)

2.2. You will receive another email from Credly to confirm your email. Confirm your email using the button or the link in the email.



2.3. On clicking Confirm My Email, you will be redirected to the Credly login page. Login to your account.

Sign In

Email


Password



☐ Remember me
 [Forgot your password?](#)


Sign In

[Create account](#)

Step 3. Accept your Badge in Credly






This badge was issued to [redacted] on May 30, 2022.
 Accepting a badge adds it to your profile. You can edit your privacy settings after accepting.

Accept Badge



Academic Process Mining Fundamentals

Issued by [Celonis](#)

The badge earner is able to describe and apply the science of Process Mining inside of Celonis Analyses. They can use the Celonis software to import and analyze process data and identify friction points.

Skills

Analysis Building

Process Mining

Earning Criteria

[Complete the Training Track: Process Mining Fundamentals for Students](#)

Type: Learning

Level: Foundational

Time: Hours


Cost: Free

[Additional Details](#)

Congratulations! You are now the proud owner of the Academic Process Mining Fundamentals badge!

Sharing your Achievement on social media

If you want to share your achievement with your social circle, please refer to the links on Credly Help Center.



[Credly Help Center - Sharing to Social Media](#)

[How can I add my badge to my LinkedIn profile and share it to my feed?](#)

For further assistance from Credly, refer to the following link.

[Credly Help Center](#)