

Welcome to

Celonis for Consulting Plus

**A starter guide to get you on your way from the Digital
Consulting Team**





Welcome to C4C+ Starter Guide!

Hello!

Welcome to Celonis for Consulting Plus!

You might be asking yourself what is Celonis for Consulting Plus (C4C+)? Well, C4C+ is Celonis' free offering specifically designed for consultants to facilitate the delivery of digital transformation projects.

In this guide we will cover all the things you need to know to get started with C4C+ including:

- **What is C4C+?**
- **How to access your onboarding training materials** – we want to make sure you are enabled to deliver the best consulting projects on Celonis EMS.
- **How to navigate in the C4C+ Portal and open your consulting project environments** – this is where the magic happens, and you show your clients how you can transform their business.
- **How to view your consultancy's C4C+ stats** – Manage users, upgrade workspaces, view data usage, and request new consulting project workspaces from here.
- **How to request and receive support** – The C4C+ Portal support page will be your first stop for all questions and support requests.
- **And much more!**

We are excited to be part of your consulting journey and look forward to supporting you. Please reach out to consulting@celonis.com with any onboarding questions.

Happy consulting!

The **Celonis Digital Consulting** Team



Contents

Welcome to C4C+ Starter Guide!	2
What is Celonis For Consulting Plus?	4
Celonis and the EMS Background	4
C4C+ Overview	5
How is C4C+ Different from C4C or CaaS?	6
C4C+ Products	7
Product Structure	7
C4C+ Journey Overview	10
Starting with C4C+	12
Getting Access	12
C4C+ Environment Details	12
Navigating the C4C+ Portal	13
How to Request and Set Up New Projects	14
Navigating your Project Environment	15
Upgrading and Maintaining Environments	17
How to Request Full EMS Functionalities	17
How to Request Client Access to a C4C+ Project	17
How to Request Additional users (Execution Access only)	18
How to Request Additional APC	18
How to Extend a Project Environment	19
How to Delete a Project	19
Training	20
Training Tracks	20
Availability of Support based on Training	21
Support	22
Support Overview	22
Support Option Details	22

What is Celonis For Consulting Plus?

Celonis and the EMS Background

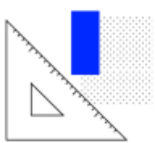
Hi! Before we get into Celonis for Consulting Plus, let's introduce you to Celonis! Headquartered in Munich and New York, valued at over \$2.5B and with over 2,000 customer deployments, Celonis is one of the fastest-growing global tech companies today. Companies around the world including Siemens, Uber, L'Oreal, Dell and AbInBev are using Celonis to maximize their execution capacity, achieving breakthrough performance and generating millions of dollars in value.

Celonis is pioneering a new class of technology: the Execution Management System. The Celonis Execution Management System (EMS) is built to maximize execution capacity — the level of performance that a company can achieve with their available time and resources. By bringing together process analytics, AI and automation, we help companies achieve execution capacity breakthroughs.

Most companies are not performing at their full potential. Their execution capacity is limited by the rigid and fragmented systems they work in. This system complexity puts an artificial cap on performance, leading to what we call execution gaps: all-too-common errors, inefficiencies and delays. To eliminate execution gaps and maximize your execution capacity, you need a different kind of system: the Celonis EMS.

How the EMS works

The Celonis EMS consists of execution instruments, execution applications, a developer studio, and an EMS store.



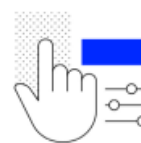
Measure

Celonis Applications and Instruments leverage Process Mining technology to extract data in real-time from source systems and measure capacity. They identify and visualize the execution gaps limiting execution capacity.



Know

Celonis Execution Applications know the right course of action to close gaps. Based on machine learning and execution best practices, they suggest the best steps to eliminate the most impactful execution gaps and help maximize execution capacity.



Act

Celonis Execution Applications take action in a number of ways, both by automating real-time actions across systems, as well as deploying the right people to remove gaps.

Now that we know a little more about Celonis and the EMS, let's look at C4C+!



C4C+ Overview

Celonis for Consulting Plus, or C4C+, is the Celonis offering designed specifically for consultancies to facilitate getting the Celonis technology into the hands of every consultant, for free. We believe that the power of our EMS can revolutionize the way consultants deliver value to their clients. C4C+ is designed to:

- Bring Celonis to every consultant desktop
- Scale and grow on demand
- Leverage the Celonis EMS functionalities
- Enhance the end customer experience

We will talk a little bit more about the details of C4C+ in later sections but for now, here is a high-level overview of the two parallel, non-exclusive ways you can use C4C+:

"I want to use Celonis as an enabler in my projects to achieve competitive advantage"

C4C+

- Your Private Celonis Environment
- New business opportunities through a **competitive edge**
- **Faster time-to-value** due to accelerated process discovery
- Increased **client satisfaction** with out-of-the-box content
- The starter platform is **FREE!**



"I want to grant project access to my client to drive continuous value realization"

C4C+ Execution

- Grant your **clients access**
- Get additional revenue through a scalable **subscription offering** that can grow with your license needs.
- Have **full ownership** of client interaction
- Scale to **additional consulting services** around Celonis
- Ultra-low \$5K entry point for clients



C4C+ allows you to start incorporating Celonis into your projects for free. With an unlimited consultant access and number of projects, you can easily set up a dedicated Celonis environment for your project to realize the benefits of Process Mining in your project. Once you are ready to share the built dashboards and capabilities with your client, you can easily upgrade the C4C+ environment to C4C+ Execution. This enables you to invite your client to the environment and to unlock the full potential of the EMS for them, as these environments can run for a year or even longer and can be used by them in an operational setting.

How is C4C+ Different from C4C or CaaS?

C4C+ is intended to simplify the process of running a consulting project on the Celonis platform and ease the transition from a one-time consulting project to a long-term transformation engagement powered by Celonis and the partner consultancy. By updating the C4C model from being based on process blocks and users to unlimited consultant users and free starter access for an unlimited number of projects, it's now possible to run projects or POVs for clients with no licensing cost.

The biggest change for C4C+ is the ability to add client access to the environment. Now, you can quickly grow a C4C+ project into C4C+ Execution very affordably. This allows end clients to leverage all the hard work of the consultants to drive the value within their organization.

For Celonis-as-a-Service, also known as CaaS, the opportunity still exists to develop solutions based on Consultant IP and productize those to accelerate time to value for end clients. Celonis will still promote approved solutions in the EMS store and support the go to market with the partner. The commercial aspects of a CaaS transaction are updated to align with either a C4C+ Execution sales motion or a Partner resell motion. More details on commercials can be found in the Overview of Growth Options section later in this document.

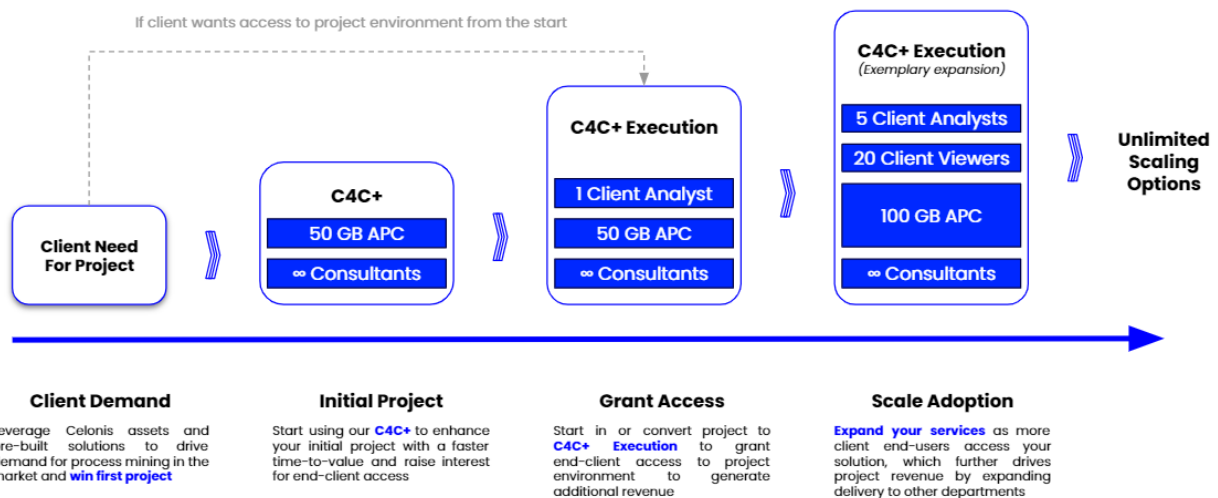


C4C+ Products

Product Structure

There are multiple possibilities to go to market with Celonis as a consulting company. The flexible licensing options give you the opportunity to introduce your customer to Process Mining with a low-entry barrier (C4C+) and organically grow the usage to a full enterprise license (Re-Sell and Co-Sell). The table below outlines some of the different motions, the technical details and the ownership of different aspects of the environment.

	C4C+	C4C+ Execution	Re-Sell (enterprise license)	Co-Sell (enterprise license)
EMS Capabilities	full (excluding scheduling)	full	full	full
Pre-requisites	Welcome Kit (incl. C4C+ Kickstarter)	Welcome Kit (incl. C4C+ Kickstarter)	Partner Certification	Partner Certification
Consultant Users	unlimited	unlimited	limited (for implementation) and/ or licensed	limited (for implementation) and/ or licensed
Client Access	no	yes	yes	yes
APC (average processing capacity)	250GB APC per partner, globally - for free	> 50GB APC (per project)	> 100GB APC	> 100GB APC
Expansion Metric	APC add-on	APC and client user	APC and users (both, client and consultant)	APC and users (both, client and consultant)
Licence Ownership	Consultancy	Consultancy	Client	Client
Sales Cycle Ownership	Consultancy	Consultancy	Consultancy	Celonis
Consultancy Revenue Stream	Services	Services + margin on client access	Services + margin on license sale	Services + referral fee



Let's dive into each of these in a little more detail.

C4C+

The goal of C4C+ is to allow every consultancy to conduct projects using Celonis – for free! It includes all core capabilities of the Celonis EMS and can be leveraged in unlimited parallel project settings and also to prove the value of Celonis to a client.

C4C+ comes with 250GB APC per partner (globally) and unlimited parallel project instances for free. In case you would like to analyze a higher amount of APC this can be purchased as an add on directly in the C4C+ Portal. This offering comes in increments of 50GB for 50K USD and can be purchased directly in the C4C+ Portal.

Moreover, in case that the free capacity of 250GB APC is not sufficient the limit can be easily upgraded or freed up by converting one of the projects to C4C+ Execution.

Initially, a C4C+ Project Environment will only have the process analytics module enabled. In order to unlock all the EMS functionalities, you must request them in the C4C+ Portal by clicking the “Request EMS Functionalities” button and providing the end client name as outlined in an earlier section.

C4C+ Execution

Once you are ready to share the dashboards and views created in a C4C+ project with your client, you can upgrade the environment to a C4C+ execution environment. The C4C+ Execution motion provides the end client the possibility to directly use the dashboards and capabilities that you have created in the Celonis EMS and work with Celonis. This motion can be scaled by adding client users and processing



capacity. Once you upgrade an environment to C4C+ Execution, the processing capacity will no longer be counted towards the capacity consumed for the C4C+, therefore, freeing up space for new projects.

It is the optimal way to provide clients access to consultant solutions built for a certain use case. At the same time it gives the flexibility to explore new use cases together with the client and scaling within an account. It is possible to start a project directly as C4C+ Execution and give a client access as soon as the environment is created.

The starter pack comes with unlimited consultant users, 1 client analyst user, and 50GB APC at a price of 5k USD. In order to fulfill individual needs in scaling additional client viewer user (1k USD), client analyst user (2k USD), and APC (10GB for 10k USD). The C4C+ starter package and the individual add on can be purchased directly in the C4C+ Portal.

If your customer is ready for an end-to-end global business execution journey building out an own Center of Excellence around Celonis, then reselling or co-selling is the right motion for you to sell the Celonis EMS to your clients.

Co-Selling Opportunities

These opportunities are jointly driven by Celonis and the Partner, with the deal being closed by Celonis. For such opportunities, the Partner is eligible for a Referral Fee. The revenue is recognized for meeting a higher level within the AcCelerate program. In order to pursue Co-Selling Opportunities with Celonis and to claim Referral Fees, Partner must have signed the Celonis partner program agreement and have fulfilled applicable certification requirements outlined in the program guide.

Reselling Opportunities

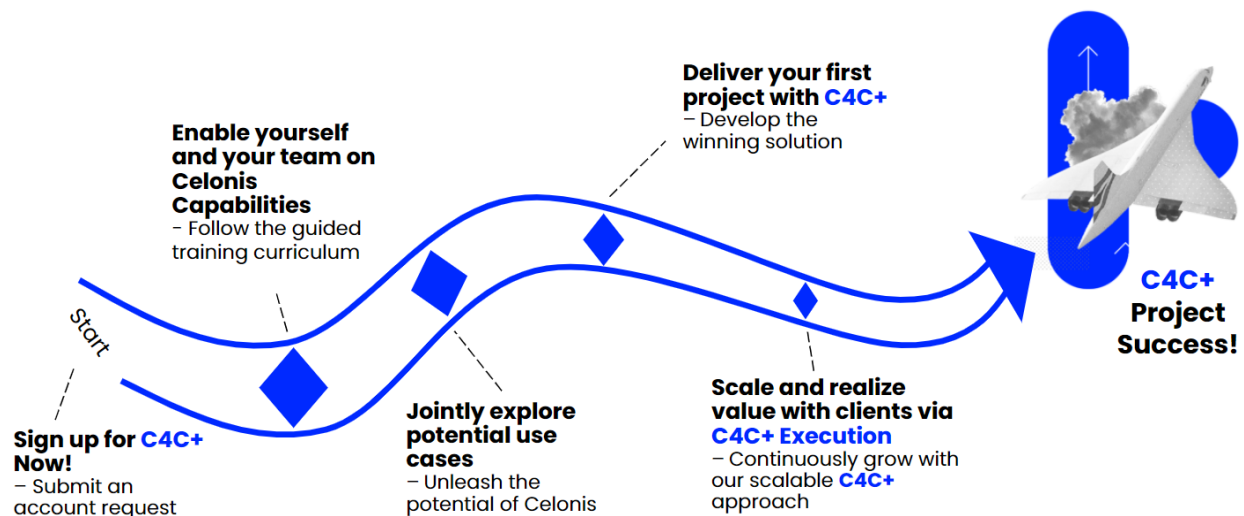
These are opportunities where the Partner is authorized to resell Celonis products to the end user, and may involve the Partner bundling the Celonis technology with services and/or other product offerings. The revenue is recognized for meeting a higher level within the AcCelerate program. Reselling requires a signed partner program and reselling agreement between Partner and Celonis.

C4C+ Journey Overview

In this document, we are excited to walk you through everything you need to know to get started with C4C+.

The key resource for your C4C+ journey is the C4C+ Portal. The portal serves as the central environment for creating and managing your projects, accessing enablement material and getting support. Every user is automatically associated with his/ her consultancy and can see the information and projects associated with the consultancy.

We will frame this process as the typical journey of a C4C+ project from the consultant's perspective – here is a graphical overview of the C4C+ life cycle:



Let's take a look at the steps outlined above in a little more detail.

- **Sign up for C4C+:** The first step in your journey is to get access to the C4C+ Portal! Please register with us on our [sign-up page](#) to set up your account. If your company already has an account with us, you will directly get access to our C4C+ Portal, where you can request a new project. If your company will be a new consultancy on the platform, we will review your request and set up a new account for you.
- **Enable your team on the Celonis Capabilities:** The Celonis training platform is available to all C4C+ users and will help accelerate your enablement based on the role you will be fulfilling. As a minimum, everyone must complete the



Welcome Kit Training Track, including the C4C+ Kickstarter course. More can be found on training in a later section.

- **Jointly explore potential use cases:** Perhaps you already have clients where you will immediately deploy the new C4C+ , or perhaps you want to package your expertise into a repeatable solution on Celonis EMS. In this step, consultancies can work with their Celonis counterparts to identify where and how their expertise can be combined with the Celonis technology to maximize the value delivered both for our companies, as well as the end customers.
- **Deliver your first project with C4C+:** This is where the expertise of your consultancy meets the problems of the end client. You can now unleash the full potential of the Celonis EMS to help your clients achieve their goals.
- **Scale and realize value with Clients via C4C+ Execution:** Now that you have shown your client what you are capable of with Celonis, you can give them access to the C4C+ project environment by upgrading your instance to C4C+ Execution. More on how to do that later.

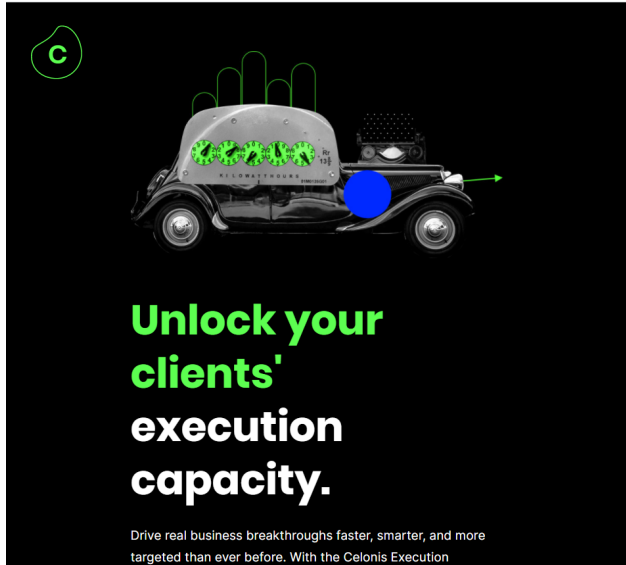
The first project is only the beginning! Once you have a feel for the platform and its potential, Celonis Territory or Strategic Account Executives can help you rinse and repeat as many times as you want with new clients.



Starting with C4C+

Getting Access

As mentioned earlier, getting access is super easy! Please sign up [here](#)!



Unlock your clients' execution capacity.

Drive real business breakthroughs faster, smarter, and more targeted than ever before. With the Celonis Execution

Celonis for Consulting

Sign up now for free

Already have an account? Sign-in →

First Name *

Last Name *

Company Email *

Job Title

Country *

Next →

Privacy - Terms

If your company already has an account, you will receive a confirmation email that directs you to our C4C+ Portal straight away.

If your company is new to Celonis, please allow us some time to verify your identity. This process may take up to 3-4 business days.

C4C+ Environment Details

The C4C+ Portal provides consultancies with 250GB APC (average processing capacity, i.e. data volume) per partner (globally) and an unlimited number of consultant users. Each consultancy can work on unlimited projects up to the 250GB free capacity and any additional APC they have purchased.

The level of (un)used capacity and free project instances can be checked at any time on the C4C+ Portal.

The duration of a project instance in the C4C+ Portal is not limited to a certain time frame. After a project has finished and in order to free up your C4C+ Portal APC for new project environments you can store your results in your respective sandbox (EMS environment for non-productive use).

Navigating the C4C+ Portal

Within the C4C+ Portal, there are a number of different areas that are useful for consultants. Below you will see a screenshot of the Business Views home page. This will be your main entry point into all the Celonis capabilities and support. Let's talk about a few of them in a little more detail.



1. **Welcome Page:** This tab gives you quick access to the key tasks you will most often be looking to do in the platform. For example, starting a new project or accessing support. It also gives you the latest Celonis news and product developments.
2. **Project Management:** The gateway to your workspace (sample view below for the project management tab). Here you have an overview of all the projects running in your consultancy's C4C+ instance on a regional level. You can also start new projects, administer your current projects, upgrade projects, and increase the C4C+ Portal data volume.



Welcome to C4C+ Edit mode

Active Projects
10

Overall Projects
28

Currently Allocated APC
2612 GB

Remaining APC
2388 GB

Welcome **Project Management** Support

Project Start Date

Project Status **Active** **Archived**

Actions **Start A New Project** **Upgrade APC**

C4C+ Projects

Project Name	Start	Active Until	Status	Project Data Limit
Project P2P	2019-01-28	3000-01-01	Running	512 GB
Project O2C	2021-03-02	2022-03-02	Running	256 GB
Project Opportunity Management	2020-11-12	2021-05-31	Running	256 GB
Project Warehouse Management	2021-02-18	2021-05-18	Running	256 GB
Project CO2 Emission	2021-03-16	2021-05-18	Running	32 GB
Project System Migration	2021-02-18	2021-05-18	Running	32 GB
Project Customer Service	2020-12-17	2021-05-17	Running	256 GB

3. Support: Find enablement and help resources if you encounter any difficulties. See a sample view below from the support tab.

Welcome **Project Management** **Support**

Step 1 - Start with C4C+

Get started with your C4C+ journey by completing the **trainings** and becoming familiar with the platform with the **C4C+ Introduction** environments.

Training

C4C+ Introduction

TryCelonis

Step 2 - Find Solutions

Encountering technical problems with your analytics? Our **EMS Help Resource** covers the most frequently asked questions, and users in Celonis Community are also willing to help you.

EMS Help Resource

Celonis Community

Step 3 - Request Support

Couldn't find the answer by yourself? Request **product support** from Service Desk or schedule an 1-on-1 appointment with our solution engineers for **technical support**. Make sure you have completed trainings before reaching out to our support team.

Technical Support

Help Desk

Additional Resources

Price Information **Become A Partner** **Library In Partner Portal**

Customer Feedback

We value your opinion! Please let us know your thoughts about the C4C+ Platform.

Submit Feedback

4. KPI panel: Present most important information of your accounts including project and APC overview. Statistics for individual projects could be found in the Project Management Page.

How to Request and Set Up New Projects

Once logged-in and trained, you can request project environments directly in your C4C+ Portal. These project environments can be used by an unlimited number of consultant users to conduct client projects.

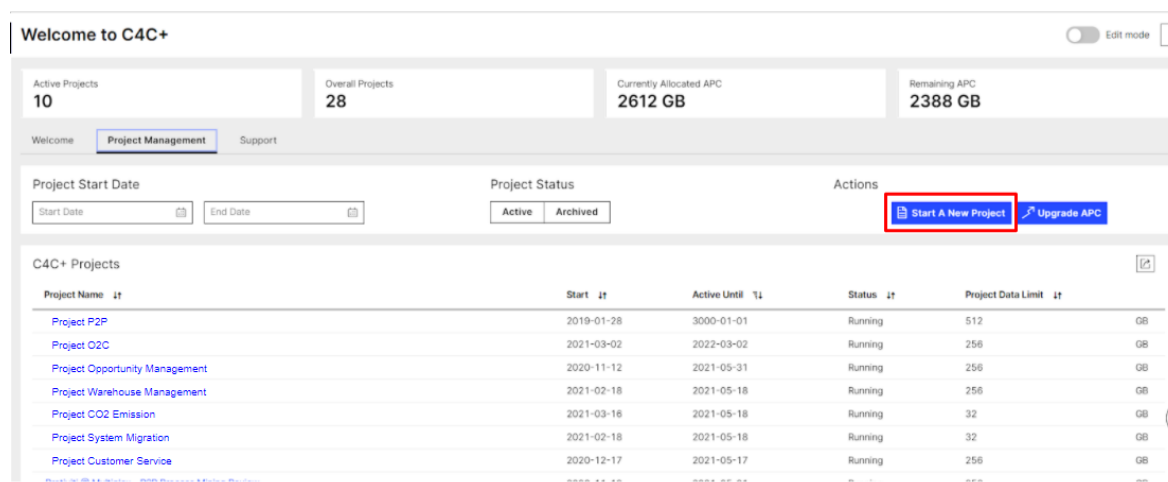
In order to request a new C4C+ Project environment in your C4C+ Portal, please click on the "Start A New Project" button highlighted in the picture below and you will be



Celonis C4C+ Starter Guide

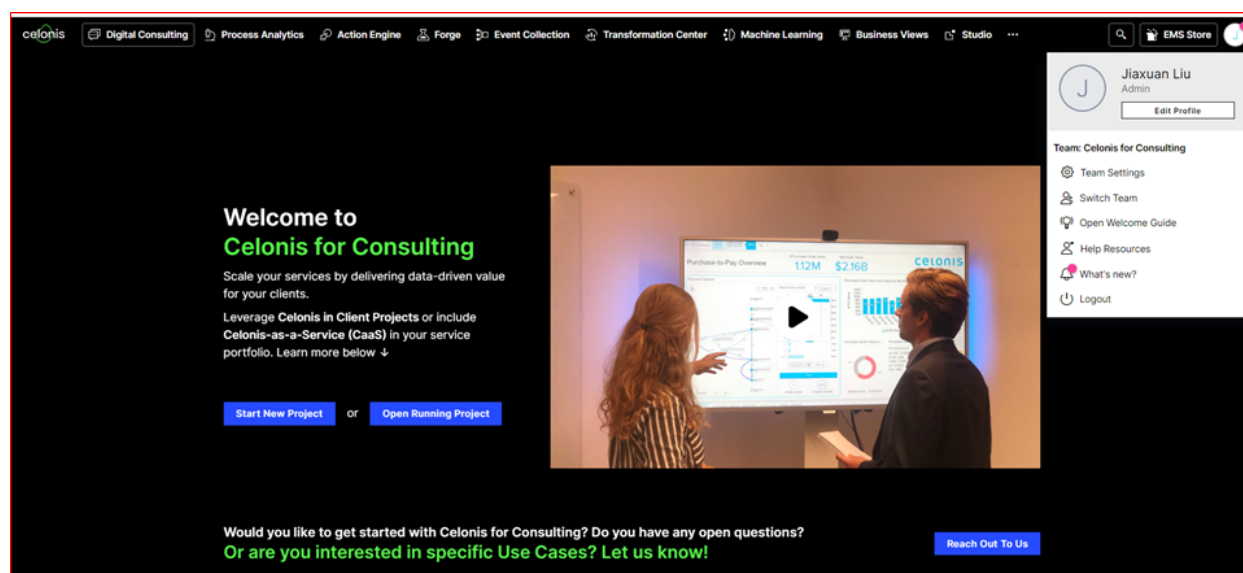
asked to fill out a form for the new project environment. You will be notified once the environment has been provisioned and you can access it.

We recommend creating a dedicated environment per project to ensure data confidentiality between customers. The user creating the environment will be the admin in the newly created space and can invite all relevant colleagues. Consultants can only access environments to which they have been invited by the respective owners.



Navigating your Project Environment

Once your request for a C4C+ Project environment is processed, you will receive an invitation to join your project environment. After logging into your project environment, you will see this landing page:



Please use the toolbars on the top to start. The training courses outlined later in this document will provide detailed guidance on how to best work within the EMS.

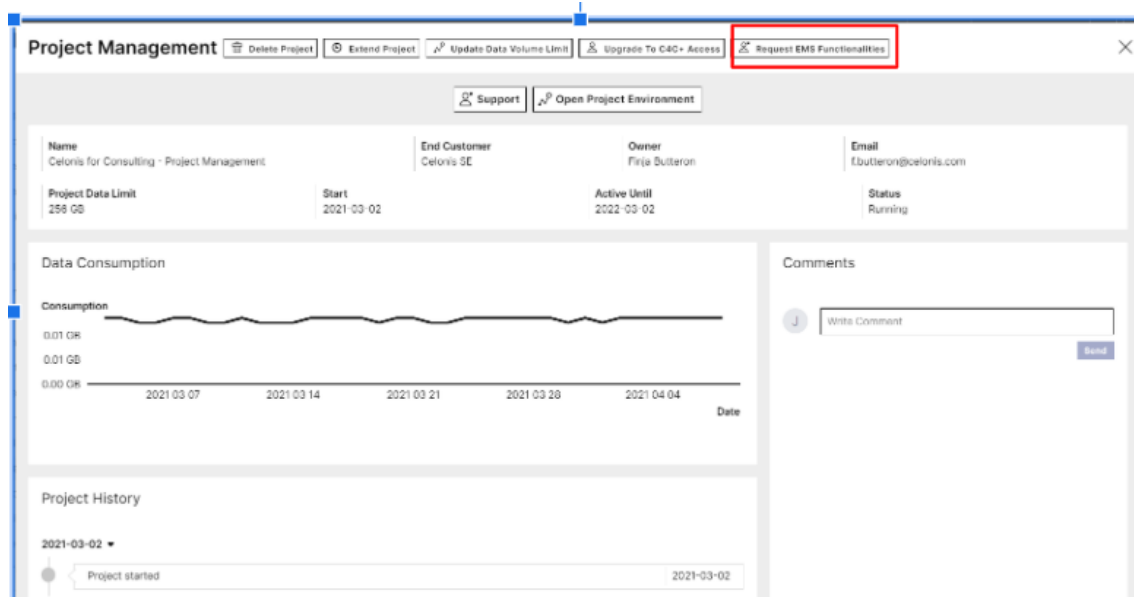
You can go to the Team Setting by clicking on your profile at the right corner. Here you can invite your colleagues as members in the team and change their permissions. For further permission setting options please navigate to the permission section.

Name	Team role	Status
Boris Kucinski	ADMIN	
Digital Consulting Team	ADMIN	INVITED
Fiona Buttner	ADMIN	INVITED
Yoon W. Hwang	ADMIN	
John Bolton	ADMIN	
Oliver	ANALYST	
Yi-Pang Cho	ADMIN	
Yi-Pang Cho	MEMBER	INVITED

If you would like to view detailed information about this project environment, please navigate to the License section.

Upgrading and Maintaining Environments

How to Request Full EMS Functionalities

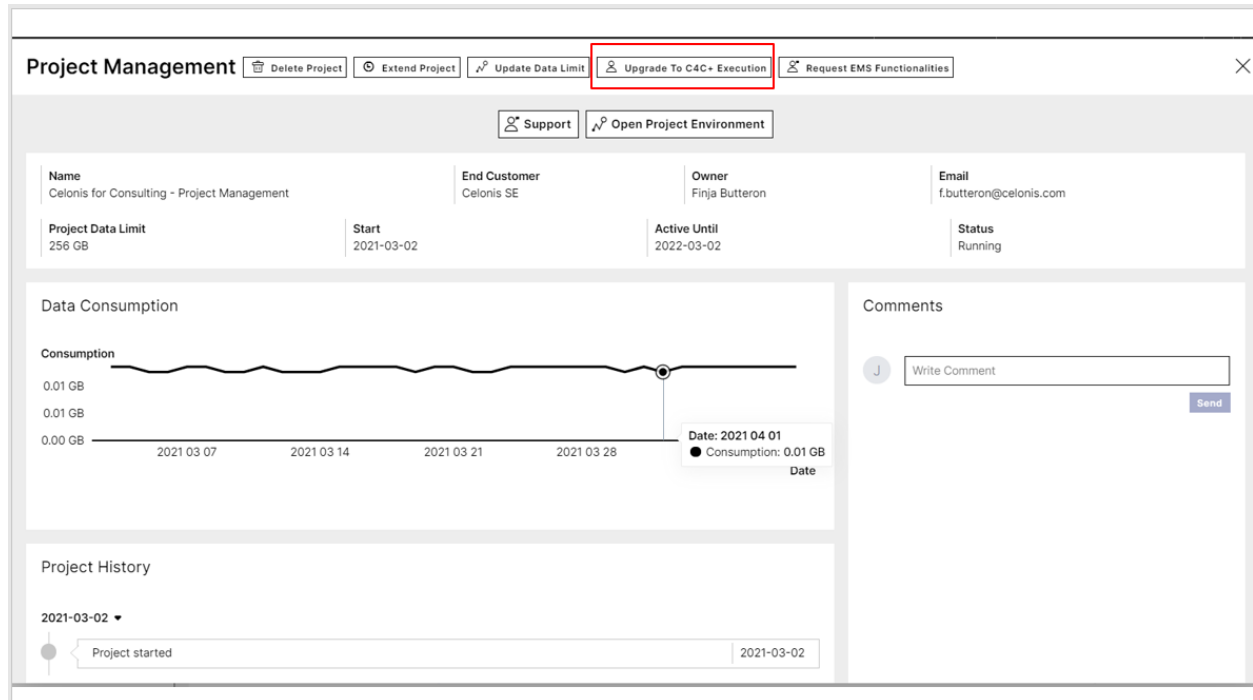


If you would like to unlock the full EMS functions for your project environment, including Action Engine, Transformation centre and Machine Learning, please first navigate to the Project Management tab in the C4C+ Portal, and click on the project to which you would like to add the EMS functions.

In the profile page of project details, please click on the “Request EMS Functionalities” button (highlighted in the screenshot above) and provide relevant information to request full EMS functions. We will send you a confirmation once the request is received. For your end clients located in EMEA or North America with >USD 2bn in annual revenue or if they are existing Celonis clients, we will need to review the request case-by-case and provide approval. Please allow 3-4 working days to process your request.

How to Request Client Access to a C4C+ Project

Once you have determined you would like to upgrade the environment to include C4C+ Execution you can do so by navigating to the project details of the C4C+ Portal and clicking on the “Upgrade to C4C+ Execution” button. This will trigger the workflow and forms to get your environment upgraded.



How to Request Additional users (Execution Access only)

Once you have an environment created, there are always options to scale your use. One of the ways is to upgrade the number of end client users in your C4C+ Execution Project Environment. Keep in mind that you are allowed an unlimited number of consultant users so this only applies if you need additional end client users.



To request additional users, you can navigate to your project details in the C4C+ Portal and click on the “Add New Users” button. This will trigger a form for you to fill out specifying the user’s information and then start the workflow to get the order form created and processed. Once the order form is processed, the new user is added to the environment.

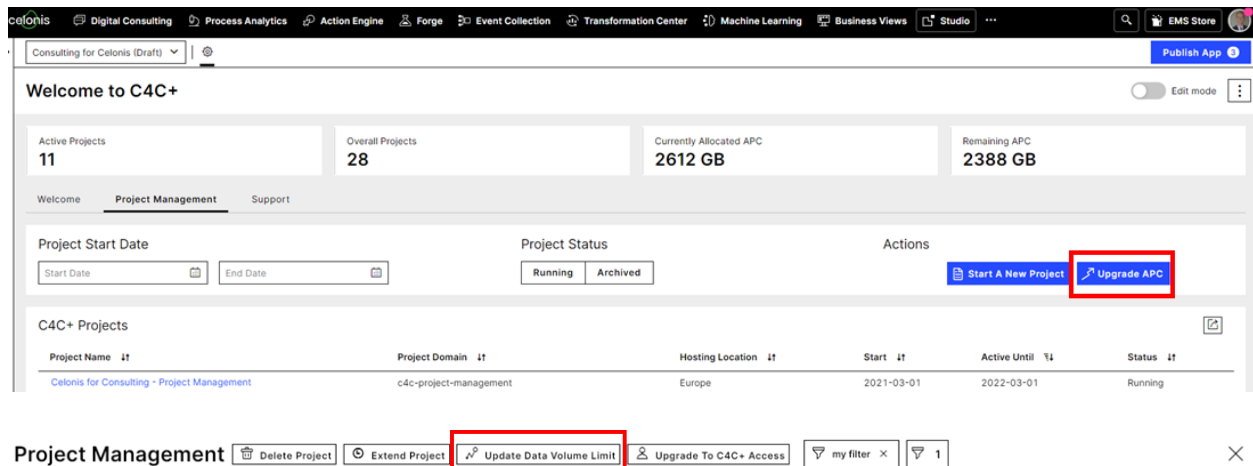
If you would like to add more Viewers or Analysts for a C4C+ Execution Project, you can continue to request them with this same button.

How to Request Additional APC

In order to request more APC for the overall Consultancy C4C+ Portal you would click on the “Upgrade APC” button on the dashboard. This will trigger a form asking you to specify how much additional APC will be requested. Afterwards you can allocate the



total APC into the individual projects by navigating to the project detail page and request data limit update from there.



If you would like to request additional project APC on a C4C+ Execution access Project Environment, please also use the same button.

How to Extend a Project Environment

By default, project environments are set to expire after 3 months. A project can be extended an unlimited number of times. However, once they expire, they will be permanently deleted after 6 weeks. If during the 6 week period you realize you want to keep the project, you are still able to reactivate it by extending it. To do so, click on the project details and click "Extend Project". This will extend it for additional 3 months.



Users will also be notified prior to environments expiring by email.

How to Delete a Project

If you are finished with a project and no longer want to retain the analysis or data, you have an option to delete a project. To do so, navigate to the project details and click "Delete Project". You will be asked to confirm with an email that you intend to do this. Please note this is permanent and effective as soon as you confirm you want to delete it so there is no way for us to recover your data.





Training

Celonis has a well developed, award-winning online training program to support users in becoming proficient in using the Celonis EMS. We have introductory courses we recommend to users to get them started on C4C+ as well as a wealth of technical and business training tracks to further develop your EMS skills based on your role. Read on to find out more.

Training Tracks

Depending on your role, different training tracks will be suggested for you. Remember to access the training materials through the Partner Portal. Let's start with an overview of the tracks.

Training	Description
Welcome Kit Training Track, including the C4C+ Kickstarter course (2hrs)	<p>This introductory track will walk you through the landscape of Celonis EMS, our Partner Ecosystem and C4C+.</p> <ul style="list-style-type: none"> • Understand the main functionalities of Celonis EMS, setup and structure of our Partner Ecosystem and the details on what is C4C+, and C4C+ Execution • Know the typical journey of a C4C+ project • Navigate in the C4C+ Portal • Discover all the training and support options available as part of C4C+ • Understand the ways of upgrading between license models • At the end of the course, we will recommend a next training track based on your user type. <p>This is all you need to start exploring and using your C4C+ platform's analyses as a viewer. You may also want to complete the Process Discovery courses (Basics and Advanced) to learn more about how to understand and explore your data.</p>
Further training for consultants	<p>As consultants, you have full access to our partner enablement training. This consists of 5 role-focussed training tracks. You can discover all the details about what's covered in each training track and who it's targeted at here.</p> <p>In particular, we recommend the following tracks based on what you're looking to achieve with Celonis:</p>



	<ul style="list-style-type: none"> • To connect data and build analyses: If your C4C+ platform doesn't already have any analyses or you want to add a new one, we recommend you complete the Solution Professional Training Track to learn everything you need to know to connect Celonis to your or your client's source systems and build your own analysis. It also covers how to demo and prove the value of Celonis. • To identify process improvement opportunities and drive value: you can equip yourself with all the Celonis knowledge and best practices you need to best consult your clients by doing the Business Value Architect Training Track. This covers how to frame, realize and sustain value as well as drive adoption.
End-Client User Recommended Courses (1 hr)	<p>End clients will have the same free training offering that we provide to all our customers. For detailed information about our customer training tracks, take a look at our dedicated guide. As a starting point, we recommend end users of C4C+ complete the Celonis EMS Kickstarter training course, before moving onto one of the customer training tracks.</p> <p>After completing the Celonis EMS Kickstarter, clients will be able to:</p> <ul style="list-style-type: none"> • Articulate the key concepts and capabilities of the Celonis EMS • Understand the core technology of Process Mining, the foundation of the Execution Management System • Navigate through the components of the Celonis EMS platform • Decide when to use pre-built Execution Instruments and Execution Applications, and when to build your own •

Please follow this [link](#) for access to the Training Portal through the Partner Portal.

Availability of Support based on Training

We have rigorous training tracks that should answer most of your questions. If you still have questions after you have completed the training, there are a number of support options available. Please note you must complete the appropriate training



before 1:1 support sessions can be scheduled with you. More information on support can be found in the support section of this document.

Resources like the knowledge library, help page, and [Celonis Servicedesk](#) are always available to users.

Support

Support Overview

Beside the Celonis training we provide many additional assets to support your project success. We have the [self-service Asset Library](#), the [Celonis Community](#), and the Celonis help pages to help you get unstuck as quickly as possible.

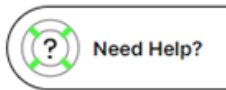
Moreover, during every stage of your C4C+ journey, Celonis has targeted support mechanisms to keep you moving and delivering projects effectively. Some of the options include:

- **C4C+ Service Desk:** Dedicated team focused on delivering C4C+ specific support
- **1:1 Advisory Sessions:** 25-min sessions for scoping, technical, and value communication questions
- **Asset Building:** Assist and guiding partners in their asset building journey
- **Project Management Support:** DC team assisting the partner in planning and conducting C4C+ projects
- **Project Finalization Support:** DC team assisting the partner in final readouts, handover and pitching of the solutions to the end client

Support Option Details

See a more detailed look at each of the support options below.

Support Type	Description
Self Service Asset Library	The Library accessible from the Celonis Partner Portal has numerous resources across a variety of topics to help you get the most out of the platform. Asset categories include: Enablement, Sales, Marketing, Pre-sales, Implementation and Events. This library can be accessed here .
Celonis Community	The purpose of this community is to create a space for

	<p>exchange and support as we believe that every Celonis user has valuable knowledge to contribute. You can find discussions about our products, use cases, events, and other questions from users.</p> <p>To access the community, go here.</p>
<p>Celonis Help Pages</p> 	<p>Celonis Help pages are available throughout the EMS and can provide guidance on almost every topic. They can be accessed by clicking on the lifering in the lower right hand corner, or by clicking on your user icon at the top right and navigating to “help resources” within an EMS environment.</p>
C4C+ Service Desk	<p>The C4C+ Service desk is a group of Celonauts who are dedicated to supporting our consulting partners. We have a general service desk portal, but any requests coming from registered consultant users get routed to our specific team to handle.</p> <p>This is the most general form of support available to you. You can submit requests related to the application not working as expected or access issues.</p> <p>You can access it to submit a ticket by clicking here or emailing partner-support@celonis.com.</p>
1:1 Advisory Sessions	<p>These sessions can be booked for 30 minute blocks with our technical experts to help address more complex items on the Celonis EMS. This could help with a specific PQL query, how to create a data connection or how to create a visualization. It is important to note that this option is only available to you after you have completed your introductory training.</p> <p>You can book a 1:1 session by submitting a request through the partner portal or the C4C+ Portal.</p>
Asset Building Support	<p>When you want to productize your offering on the Celonis platform into a package that can be quickly sold and deployed, this type of support helps you build a robust and marketable solution. Our teams have helped hundreds of partners build successful solutions on the Celonis EMS and guide you through the technical build of the solution, as well</p>



	<p>as the approval process and effective go to market motions.</p> <p>Please talk to your Account Executive or Partner Manager about this type of support.</p>
Project Management Support	<p>If you need guidance on the best practices for executing a C4C+ project, this is the type of support for you. Our C4C+ experts can show you how to effectively manage a C4C+ project, Demo on the Celonis platform, build a business case based on your project and much more.</p> <p>Please talk to your Account Executive or Partner Manager about this type of support.</p>
Project Finalization Support	<p>When you are nearing completion of a C4C+ project and you want to host a read out with your client to present your solution and findings, our teams can help you prepare. We offer guidance on look and feel of solutions, possible enhancements, framing business value and presenting Celonis to end Clients.</p> <p>Please talk to your Account Executive or Partner Manager about this type of support.</p>