

BLUEY

COMIC
RELIEF

RED
NOSE
DAY

FRIDAY 15 MARCH

EARLY YEARS LEARNING RESOURCES



Registered with
**FUNDRAISING
REGULATOR**


**BBC
STUDIOS**



BLUEY™ and character logo™ and © Ludo Studio. Licensed by BBC Studios Distribution Ltd.

Red Nose Day is an initiative of Comic Relief, operating name of Charity Projects, registered charity in England & Wales (326568) and Scotland (SC039730).

HOORAY!




We're thrilled to partner with Bluey again for Red Nose Day 2024 and to be bringing you stacks of Bluey themed fundraising ideas, resources and learning goodies!

Bluey follows the adventures of a lovable and inexhaustible six-year-old Blue Heeler puppy who lives with her Dad, Mum and four-year-old little sister, Bingo.

So, why not visit comicrelief.com/early-years and get your lovable (and inexhaustible) little ones involved this Red Nose Day!



WE ARE FAMILY



Explore families and feelings with the help of Bluey, Bingo, Bandit and Chilli.

- 1** Watch an episode of Bluey with your children – there's a wide selection here: www.bbc.co.uk/iplayer/episodes/m000vbrk/bluey
- 2** Encourage your little ones to bust their best dance moves to the Bluey theme tune, and call out their favourite Heeler family names as they appear on screen.
- 3** Talk with the children about Bluey's family, and encourage them to talk about the Heelers and their own families – for real life, with questions such as:
 - Who does Bluey live with? (her little sister Bingo, Mum and Dad)
 - How many of you have a little sister too?
 - What are Bluey's Mum and Dad called? (Chilli and Bandit)
 - What are Bluey's cousins called? (Muffin and Socks)
 - Do you have cousins? What are their names?
- 4** Once you've watched Bluey, encourage your children to talk about what happened – has anything similar happened to them before? Have they been on any adventures or played any games like Bluey and Bingo? How do they think Bluey's family and friends felt in the episode? Can they use their imagination to play and explore Bluey's world?
- 5** Discover family relationships with your children by drawing a family tree showing parents and two children, just like the Heeler family! But this is a real pickle... can the children think of any other types of relatives? From parents and grandparents, to siblings, cousins, aunts and uncles – add them to the family tree to show how people are related!

AREAS OF LEARNING AND DEVELOPMENT

Personal, social and emotional development


- Important attachments that shape their social world
- Understand their own feelings and those of others
- Develop a sense of self

Communication and language

- Conversations with adults and peers
- Story-telling and role play



DRESS UP FUNNY AND PARTY WITH BLUEY



Prepare for dance mode and get ready to party with Bluey this Red Nose Day!


- 1** Get started by printing out your Bluey posters and colouring-in sheets, as well as creating your own Bluey bunting and banners. You'll find everything you need (and so much more!) here: www.comicrelief.com/early-years
- 2** Next up... get decorating! Make sure you've got everything in place for the ultimate Bluey-themed bash.
- 3** Get your little ones to make their very own invitations to the party of the year! Download our free party invitation to colour in and decorate.
- 4** Go for a full-on Australian Bluey theme, dress up as Grannies or Queens like Bluey and Bingo, or even go red from head to toe. You could also help the children to make our Bluey and Bingo masks and 'Dress Up Funny for Money'.
- 5** Take photos and send them home with the children in our Bluey printable frames. You could also use the digital ones to share on social media! We'd love to see them – please share at fundraising@comicrelief.com or at [@comicreliefsch](https://twitter.com/comicreliefsch)




AREAS OF LEARNING AND DEVELOPMENT

Expressive Arts & Design

- Imagination and creativity
- Explore and play with a wide range of media and materials
- Self-expression, vocabulary and ability to communicate through the arts



BAKE WITH BLUEY



Did someone say snacks? Make these delicious fairy bread cakes with the children to sell on Red Nose Day.

FAIRY BREAD CAKES

Makes approx 36 small triangular cakes.

Ingredients:

- 80g butter
- 300g marshmallows
(we used the pink and white mixed)
- 200g crispy rice cereal
- 200g white chocolate
- Hundreds and thousands



Method

1. Butter a square or rectangular baking tray or line with baking paper.
2. Melt the butter in a saucepan on a low heat. Add the marshmallows gradually and stir occasionally until melted and smooth.
3. Remove from the heat and tip into a bowl with the cereal and 150g of melted white chocolate. Get your little ones to stir the mixture (they can use slightly wet hands to avoid sticking!) until everything is evenly coated.
4. Spoon the mixture into the baking tray. Get your little ones to press the mixture down so it's nice and flat and 'bread thin'! Leave to cool for approx 1 hour in the fridge.
5. Melt the remaining 50g of white chocolate. Spread a thin layer on top of the cooled crispy cake. Cover in hundreds and thousands. Put back into the fridge to set.
6. Once firm, cut into small sandwich-like triangles and serve!




AREAS OF LEARNING AND DEVELOPMENT

Physical development

- Fine motor control
- Hand-eye co-ordination
- Use small tools



WHERE IN THE WORLD



Find out more about life in Bluey's home country – Australia.

- 1** Explain to the children that Bluey lives on a leafy street in the heart of Brisbane, Australia. You can share on a map or globe exactly where Australia is. Explain just how far away Australia is from their home in the UK. It's over 10,000 miles in total... oh goodness gravy!
- 2** If they were going to visit Bluey in Australia, how might they get there? Do the children know that it would take a whole day to travel by plane? This is difficult... can they think of another way they might be able to travel to see Bluey?
- 3** Show your children the photo sheet of places in Australia – do any of these snaps look like where you live in the UK? What looks different? What do they think it would be like growing up in Australia? You could watch an episode of Bluey and think about the similarities and differences between Bluey's world and theirs!
- 4** You can ask your little ones to point out where they are from on a map or atlas. They can even point out a country they have visited!




AREAS OF LEARNING AND DEVELOPMENT

Understanding the world

- Make physical sense of the world
- Understand our culturally, socially, technologically and ecologically diverse world



BLUEY'S WORLD



Find out more about life in Bluey's home country – Australia.




AREAS OF LEARNING AND DEVELOPMENT

Understanding the world

- Make physical sense of the world
- Understand our culturally, socially, technologically and ecologically diverse world



WHY ARE WE FUNDRAISING?



Use these talking points in the run-up to Red Nose Day to help the children understand why they are raising money.

- 1** Talk with the children about people who help them:
 - Who helps you at home?
 - Who helps you at nursery?
 - Who has helped you so far today? What did they do?
 - Can you think of other people who help? (e.g. doctors, nurses, teachers, vets, lifeguards)
- 2** Encourage the children to think about how they help other people:
 - Do you help around the home?
 - Do you help with younger sisters and brothers?
 - Can you think of times you've helped your friends?
- 3** Explain to the children that there are lots of people around the world who need our help, perhaps because they don't have enough money for food, don't have a safe place to live, or are unwell. Explain what charities do and why we raise money for them.
- 4** Can the children name any charities? Can they remember fundraising activities you have organised in the past? Show them photographs and share memories.
- 5** Explain to the children that soon you will be raising money for Red Nose Day. Explain how the money raised will help make a difference to people in the UK and around the world you can find out more here www.comicrelief.com/rednoseday
- 6** If you feel it's appropriate for your cohort, you could talk to them about five-year-old Michael, who lives in Kenya and is supported by an organisation funded by Comic Relief. You can find out about Michael's story on the next page of this booklet.

AREAS OF LEARNING AND DEVELOPMENT

Personal, social and emotional development

- Important attachments that shape their social world

Understand the world

- Make sense of their physical world and their community

Communication and language

- Conversations with adults and peers
- New vocabulary



MICHAEL'S STORY



This is Michael. He is 5 years old.

He lives in Kenya, Africa, with his mum, dad and little sister.

He loves singing, dancing, and playing with his toy car and old car tyres.

He would like to be a pilot when he grows up.

Michael's family is helped by the Lwala Community Alliance, which is funded by money raised on Red Nose Day.

The organisation has helped Michael to stay healthy, grow strong and learn.

MORE ABOUT MICHAEL AND THE LWALA COMMUNITY ALLIANCE

This information is provided for your own interest and in case you would like to share more detail with your little ones.

About Michael

- Michael is 5 years old and lives in a village in Western Kenya with his parents and 1-year-old sister.
- Michael's favourite thing is his toy car. He also enjoys playing with old car tyres and dancing with his little sister. He loves aeroplanes and would like to be a pilot when he grows up.
- Michael's family has been supported by Lwala Community Alliance, which is funded by Comic Relief. The organisation believes that all children should have the best possible start in life.
- Lwala Community Alliance provided health support to Michael's mother when she was pregnant and then invited the family to regular early childhood development (ECD) sessions in the community.
- These provided Michael and his family with adequate nutrition, access to learning environments and safety training. As a result, Michael has stayed healthy, grown strong physically, played and learnt.
- As part of the ECD group, Michael made his own traditional Kenyan instrument, an orutu, which he enjoys playing to his little sister.

Inspired by this, Michael's father and grandfather have helped him to make all sorts of toys using local items.

About Lwala Community Alliance

- Lwala Community Alliance's goal is to take essential health and childhood development services into hard-to-reach communities. This includes rapid tests and treatments for malaria, pregnancy tests, distribution of mosquito nets, testing and treatment for pneumonia, and detection and management of malnutrition.
- Thanks to Comic Relief funding, the organisation has been able to create parenting groups in child-focused safe spaces for learning and engagement, equipping families with best practices for breastfeeding, nutrition, immunisation, sanitation and life-changing development needs, in an environment that fosters play and education stimulation.
- Through this work, Lwala Community Alliance has raised the level of immunisation and lowered malnutrition in the communities it serves.