

# GET READY FOR RED NOSE DAY








**FUNNY  
IS POWER**

**18 March 2022**

## Hello teachers

Red Nose Day is back on **Friday 18 March** and there are loads of ways for you to join in the fun. Hand this guide out to your students to inspire them to get involved. You'll be the one handling all the money they raise of course, but for now, over to the school council...

Whatever you get up to, please follow our advice on safe fundraising at [comicrelief.com/safefundraising](https://comicrelief.com/safefundraising)



# A HANDY GUIDE FOR SCHOOL COUNCILS



## 1 Get Red Nose Day in the diary

Friday 18 March is Red Nose Day, so make sure everyone in the school council has it in the diary. Tell all your teachers, too.

## 2 Pick your fundraising activities

Whether it's dressing up, dressing down, hosting a quiz or dancing the day away, pick some activities then get sponsored or collect donations. You'll find ideas to get you started at [comicrelief.com/schools](https://comicrelief.com/schools)

## 3 Round up a Red Nose Day team

Ask your teacher for ideas on who might like to help, and make sure people know who to talk to if they want to get involved.

## 4 Divide and conquer

Make sure everyone knows what they're doing, whether it's downloading our free quiz pack or making bunting and putting up posters.

## 5 Go cashless

Talk to your teacher about creating a JustGiving page at [comicrelief.com/jgschools](https://comicrelief.com/jgschools) or setting up ParentPay at [comicrelief.com/parentpay](https://comicrelief.com/parentpay) Once you've chosen a way to collect money, share the details and a few instructions.

## 6 Download everything you need

From posters and recipes to a quiz and puzzles pack, you'll find loads of free downloads at [comicrelief.com/schools](https://comicrelief.com/schools)

## 7 Spread the word

Tell people what you're doing, where and when. Announce events in assembly, put up posters, share your plans on your website and send out emails. You'll find ready-made assemblies and posters online at [comicrelief.com/schools](https://comicrelief.com/schools)

## 8 Have fun!

When the big day comes, don't forget to relax and enjoy yourself! After all your organising efforts, make sure you get dressed up, bag a spot on a quiz team or hit the dance floor (in return for a donation, of course).

## 9 Pay in the money

Once all of your events are over, count up your sponsorship money and donations and announce the grand total. Then ask your teacher to pay it in. They can find out more at [comicrelief.com/schoolspayin](https://comicrelief.com/schoolspayin)

## 10 Give yourselves an enormous pat on the back

We think you're amazing, your schoolmates think you're amazing, your teachers think you're amazing. You're clearly amazing. Well done!

# HOW YOUR MONEY COULD HELP



£5

£5 could provide support to a young person in the UK through a mental health helpline or live online chat.



£10

£10 could provide 20 reading books for children in community learning centres in Northern Uganda, where free pre-school services are very limited.



£50

£50 could provide training to a pre-school teacher and a health volunteer to help improve the health, wellbeing and education of young children in Kenya.